



This is a digital copy of a book that was preserved for generations on library shelves before it was carefully scanned by Google as part of a project to make the world's books discoverable online.

It has survived long enough for the copyright to expire and the book to enter the public domain. A public domain book is one that was never subject to copyright or whose legal copyright term has expired. Whether a book is in the public domain may vary country to country. Public domain books are our gateways to the past, representing a wealth of history, culture and knowledge that's often difficult to discover.

Marks, notations and other marginalia present in the original volume will appear in this file - a reminder of this book's long journey from the publisher to a library and finally to you.

### Usage guidelines

Google is proud to partner with libraries to digitize public domain materials and make them widely accessible. Public domain books belong to the public and we are merely their custodians. Nevertheless, this work is expensive, so in order to keep providing this resource, we have taken steps to prevent abuse by commercial parties, including placing technical restrictions on automated querying.

We also ask that you:

- + *Make non-commercial use of the files* We designed Google Book Search for use by individuals, and we request that you use these files for personal, non-commercial purposes.
- + *Refrain from automated querying* Do not send automated queries of any sort to Google's system: If you are conducting research on machine translation, optical character recognition or other areas where access to a large amount of text is helpful, please contact us. We encourage the use of public domain materials for these purposes and may be able to help.
- + *Maintain attribution* The Google "watermark" you see on each file is essential for informing people about this project and helping them find additional materials through Google Book Search. Please do not remove it.
- + *Keep it legal* Whatever your use, remember that you are responsible for ensuring that what you are doing is legal. Do not assume that just because we believe a book is in the public domain for users in the United States, that the work is also in the public domain for users in other countries. Whether a book is still in copyright varies from country to country, and we can't offer guidance on whether any specific use of any specific book is allowed. Please do not assume that a book's appearance in Google Book Search means it can be used in any manner anywhere in the world. Copyright infringement liability can be quite severe.

### About Google Book Search

Google's mission is to organize the world's information and to make it universally accessible and useful. Google Book Search helps readers discover the world's books while helping authors and publishers reach new audiences. You can search through the full text of this book on the web at <http://books.google.com/>

Schlesinger Library

Radcliffe College


---

*Culinary Collection*

Flora Kelly Van Sciver  
Book Fund

#

15-12



# **THE CHINESE COOK BOOK**

*If you want to keep a man good natured,  
give him good food.*

*E. M. D.*

# The Chinese Cook Book

By  
Shiu Wong Chan

*Containing more than one hundred recipes for everyday food  
prepared in the wholesome Chinese way, and many  
recipes of unique dishes peculiar to the Chinese  
— including Chinese Pastry, "Store  
Parties," and Chinese Candies*

中  
菜  
指  
南

New York  
Frederick A. Stokes Company  
Publishers

64.695  
C4547c

Copyright, 1917, by  
FREDERICK A. STOKES COMPANY

*All rights reserved*

Fletcher Sturges  
C. 4547c



## PREFACE

Some one once said that without a good cook and good cooking life was not worth living.

The author's purpose is to make good cooking possible.

All these recipes have been tested and are therefore reliable.

A person who has tasted Chinese food realizes that it is the most palatable and delicious cooking he ever ate. It is not only that but its nutritious value recommends it to all. It is true in a sense that we eat to live. If the body does not have nutritious and pleasant food no full growth and development is possible; hence power is weakened.

Leave the decision as to Chinese cooking to your own taste. When you have eaten the food you will soon be convinced not only of its merits but, in fact, of its superiority over other kinds of food and ways of cooking.

## PREFACE

---

This book is meant not only for the housewife but also for the restaurateur. In fact, it is written in such a clear, simple form that any one by following its rules can prepare dishes of rare delicacy and flavor.

This is my purpose in writing the book. I wish to make good, tempting, and wholesome cooking possible for all.

SHIU WONG CHAN.

New York, May 18, 1917.

# CONTENTS

	PAGE
<b>PREFACE</b> . . . . .	v
<b>THE HISTORY OF CHINESE COOKING</b> . . . . .	1
<b>GENERAL LAWS OF CHINESE COOKING</b> . . . . .	5
<b>MARKETING</b> . . . . .	6
<b>PRELIMINARY RECIPES</b> . . . . .	8
Primary Soup . . . . .	8
Chinese Sauce . . . . .	10
Chinese Gravy . . . . .	11
Sesamum-seed Oil . . . . .	12
Peanut Oil . . . . .	13
Chicken Starch . . . . .	14
Chinese White Cheese . . . . .	15
Chinese Red Cheese . . . . .	16
How to Make Tea . . . . .	17
Preparation of Secondary Vegetables . . . . .	18
<b>SOUP</b> . . . . .	19
Bird-nest Soup . . . . .	19
Chicken Mushroom Soup . . . . .	21
Vegetable Soup . . . . .	22
Duck Soup . . . . .	23
Pork Soup . . . . .	24
Fish Soup . . . . .	25
Noodle Soup . . . . .	26
Noodle Soup with Chicken and Mushrooms . . . . .	28
Noodle Soup in Yung Chow Style . . . . .	30
<b>NOODLES</b> . . . . .	31
Fried Noodles . . . . .	31
Chicken Fried Noodles . . . . .	33

	PAGE
<b>CHICKEN</b> . . . . .	85
Almond Chicken . . . . .	35
Chicken Chop Suey . . . . .	37
Chestnut Chicken . . . . .	38
Chicken Hash . . . . .	39
Chicken Thread . . . . .	40
Fried Chicken . . . . .	41
Walnut Chicken . . . . .	42
Pineapple Chicken . . . . .	43
Salt Chicken . . . . .	45
Pan Chicken . . . . .	46
Bird-nest in Chicken . . . . .	47
Steamed Chicken . . . . .	48
Roast Chicken . . . . .	49
<b>DUCK</b> . . . . .	51
Roast Duck . . . . .	51
Parsley Duck . . . . .	52
Duck Hash . . . . .	54
Duck Chop Suey . . . . .	55
Potato Duck . . . . .	56
Wine Vapor Duck . . . . .	57
Steamed Duck . . . . .	59
East Melon Duck . . . . .	61
Fried Duck Feet . . . . .	63
Pineapple Duck . . . . .	65
Duck Threads . . . . .	66
Roast Duck Biscuits . . . . .	67
Wild Duck . . . . .	68
Ham and Duck . . . . .	70
<b>LAMB</b> . . . . .	71
Fried Lamb . . . . .	71
Lamb Hash . . . . .	72
Steamed Lamb . . . . .	73
Lamb Chop Suey . . . . .	74

# CONTENTS

ix

	PAGE
<b>CHOP SUEY</b> . . . . .	75
Plain Chop Suey . . . . .	75
Extra Chop Suey . . . . .	76
<b>PORK</b> . . . . .	77
Pork Hash . . . . .	77
Pork Threads . . . . .	78
Potato Pork . . . . .	79
Brittle Pork . . . . .	80
Steamed Chestnut Pork . . . . .	81
Pork Salad . . . . .	82
Fried Pigs' Ribs . . . . .	83
<b>BEEF</b> . . . . .	84
Beef Chop Suey . . . . .	84
Green Pepper Beef . . . . .	85
<b>FISH</b> . . . . .	86
Fish Chop Suey . . . . .	86
Fish Balls . . . . .	87
Fried Fish Balls . . . . .	89
Raw Fish Party . . . . .	91
Fried Fish . . . . .	93
Hot Water Fish . . . . .	94
Steamed Pike . . . . .	95
<b>EEL</b> . . . . .	96
Eel in Net . . . . .	96
<b>TURTLE</b> . . . . .	97
Steamed Turtle . . . . .	97
Turtle Soup . . . . .	99
<b>SHARK</b> . . . . .	101
Shark Fins . . . . .	101

	PAGE
<b>SHRIMP</b> . . . . .	103
Shrimp Chop Suey . . . . .	103
Steamed Shrimp . . . . .	104
Fried Shrimp . . . . .	105
<b>OYSTERS</b> . . . . .	106
Oyster Chop Suey . . . . .	106
Steamed Oysters . . . . .	107
Roasted Oysters . . . . .	108
<b>LOBSTER</b> . . . . .	109
Lobster Chop Suey . . . . .	109
<b>CRAB</b> . . . . .	110
Crab Soup . . . . .	111
Fried Soft Shell Crab . . . . .	112
<b>CHINESE TOMATO</b> . . . . .	113
Fried Chinese Tomato with Crab . . . . .	113
Fried Chinese Tomato with Shrimp . . . . .	114
<b>PIGEON</b> . . . . .	115
Why Shon Pigeon . . . . .	115
Pigeon Chop Suey . . . . .	116
Bird-nest in Pigeon . . . . .	117
Fried Pigeon . . . . .	118
Pigeon Hash . . . . .	119
<b>QUAIL</b> . . . . .	120
Quail Hash . . . . .	120
<b>PARTRIDGE</b> . . . . .	121
Partridge Hash . . . . .	121
Partridge Chop Suey . . . . .	122
Why Shon Partridge . . . . .	123

# CONTENTS

xi

	PAGE
<b>DEER</b> . . . . .	124
Deer (Lock Yok) . . . . .	124
<b>GOOSE</b> . . . . .	125
Roast Goose . . . . .	125
<b>WINKLE</b> . . . . .	126
Winkle Chop Suey . . . . .	126
<b>EGGS</b> . . . . .	128
Plain Omelet . . . . .	128
Pork Omelet . . . . .	129
Chicken Omelet . . . . .	130
Shrimp Omelet . . . . .	131
Crab Omelet . . . . .	132
Lobster Omelet . . . . .	133
Bean Cake Omelet . . . . .	134
Fried Eggs . . . . .	135
Egg Roll . . . . .	136
Checker Board Eggs . . . . .	137
Fish Roll . . . . .	138
Gold and Silver Egg . . . . .	140
Stuffed Egg . . . . .	141
Fish Swimming in a Golden Pond . . . . .	142
Shrimp in Golden Pond . . . . .	143
Crab in Golden Pond . . . . .	144
Lobster in Golden Pond . . . . .	145
<b>BEANS</b> . . . . .	146
Bean Sprouts . . . . .	146
Bean Cake . . . . .	147
Bean Cake Chop Suey . . . . .	148
Chicken Starch Bean Cake . . . . .	149
Stuffed Triangle Bean Cake . . . . .	150
Ruby Mixed with Pearls . . . . .	152
Bean Biscuit . . . . .	153


	PAGE
<b>SQUASH</b> . . . . .	154
Stuffed Squash . . . . .	154
<b>PEPPERS</b> . . . . .	155
Stuffed Green Peppers . . . . .	155
<b>IMMORTAL FOOD</b> . . . . .	156
Food of the God of Law Horn . . . . .	157
Soft Immortal Food . . . . .	158
Hard Immortal Food . . . . .	159
<b>DRY FOODS</b> . . . . .	160
Chinese Frankfurter . . . . .	161
Chinese Frankfurters on Rice . . . . .	163
Chinese Frankfurters with Vegetables . . . . .	164
Lamb Frankfurters . . . . .	165
Gold and Silver Frankfurters . . . . .	167
Spiced Pork . . . . .	169
Dry Pork . . . . .	170
Spiced Pork with Gray Potatoes . . . . .	171
Dry Pork on Rice . . . . .	172
Dry Pork with Gray Potatoes . . . . .	173
Dried Pork with Fried Bean Cake and Chinese Vegetable . . . . .	174
Dry Duck . . . . .	175
Dry Duck on Rice . . . . .	176
Dry Flat Fish Chop Suey . . . . .	177
Dry Flat Fish Soup . . . . .	179
Roast Dry Flat Fish . . . . .	180
<b>STOVE PARTY</b> . . . . .	181
<b>RICE</b> . . . . .	182
Rice Cooking . . . . .	182
To Fry Rice . . . . .	183




# CONTENTS

xiii

	PAGE
MEAT BISCUIT . . . . .	184
Chinese Meat Biscuit . . . . .	184
CAKE . . . . .	186
Almond Cake . . . . .	186
Chinese Sponge Cake . . . . .	187
PUDDING . . . . .	188
Water Chestnut Pudding . . . . .	188
Lily Root Pudding . . . . .	189
Gray Potato Pudding . . . . .	190
CANDY . . . . .	191
Peanut Candy . . . . .	191
Sesamum-seed Candy . . . . .	192
CONCLUSION: THE CHEMISTRY OF FOODS . . .	193
CHINESE GROCERY STORES AND NOODLE SHOPS .	198
PRICE LIST OF CHINESE GROCERIES . . . .	199



# **THE CHINESE COOK BOOK**



## THE HISTORY OF CHINESE COOKING

In ancient times stoves were very different from now; hence cooking was crude and less elaborate. The food was broiled over coals or buried in hot ashes. The portable stoves of Pompeii which were dug up during the uncovering of the buried city show how these stoves were made. Others were the oven fireplace, the brick oven, and the Franklin stove invented by Benjamin Franklin. The cook-stoves adapted to wood were very different from the gas and electrical appliances of to-day.

It was but a step for primitive man, from baking in hot ashes, or in a covered kettle set on coals, to a simple form of oven. Often one served a community. Sometimes a fire was built directly in the oven, and when it was burned down the oven was swept out and the food put in to be cooked by the heated bricks. The later brick oven, still used in some old houses, had a space underneath for a separate

fire. Charcoal was the primitive form of fuel used in some countries, especially in those having a mild climate.

This difference between the stoves of long ago and now has helped to improve our cooking.

The Chinese method of cooking was invented by the Emperor of Pow Hay Se in the year 3000 B.C. Confucius, the great philosopher, taught how to eat scientifically. The proportion of meat should not be more than that of vegetable. There ought to be a little ginger in one's food. Confucius would not eat anything which was not chopped up properly. To-day, unconsciously, the Chinese people are obeying this same law.

It is this scientific custom which makes Chinese food particularly nourishing and beneficial.

In ancient days the Chinese used knives and forks. Later, they found that sometimes these impaired the delicious flavor of the food; hence their use of chop-sticks and spoons.

China has always been noted for its cooking. Many Americans prefer Chinese cooking. In fact, many Americans have Chinese cooks in their kitchens. After having tasted Chinese

food, one realizes how delicious it is. It has been said that if the Chinese were as great in other ways as in cooking ability they would notably influence other nations.

The story is told of a young Chinese couple newly married. The bridegroom was boasting to a friend of his bride's ability in cooking. The friend was invited to visit the groom's home. The friend had a keen sense of humor and so he asked the groom if his bride would cook anything he brought. The groom, feeling confident of his wife's ability, told his friend that he might bring anything he wished and the bride would cook it.

The friend came, bringing with him a stalk of sugar-cane and a pound of pork. He gave it to the bride. Now, the friend of course thought it would be impossible for the bride to do anything with these things. But he had not taken into consideration her cleverness.

The bride took the cane and, with a scraper, removed the outside rind. Then she put the pound of pork, cut into pieces, and the remaining cane through a grinder. To this chopped cane she added the white of an egg, and, using a little cornstarch, mixed all well together.

Then she made balls. She fried these balls in oil and proudly set them before their guest, who was astonished at their delicious flavor and tastiness.

This story simply shows the magic of Chinese cooking. Often very tasty and wonderful dishes are made out of unexpected and unusual things. The result is not only savory and appetizing; it creates a desire for more.

Even the inexperienced housewife can prepare Chinese dishes of great flavor and delicacy.





PLATE I

- |                     |                              |                      |                                 |
|---------------------|------------------------------|----------------------|---------------------------------|
| 1 Chinese Lily-root | 5 Water-chestnuts, unskinned | 9 Dried Flat Fish    | 13 Water-chestnut, skinned      |
| 2 Chinese Cabbage   | 6 Fungus                     | 10 Bean Sprouts      | 14 Chinese Gray Potato          |
| 3 Green Pepper      | 7 Chinese Dried Mushrooms    | 11 Dried Lily-flower | 15 Bamboo Shoot cut into pieces |
| 4 Fried Noodles     | 8 Dried Oyster               | 12 Bird-nest         | 16 Chinese Onion                |



## GENERAL LAWS OF CHINESE COOKING

A Chinese dish consists of three parts: (a) meat; (b) secondary vegetables, such as Chinese water chestnut, bamboo shoot, celery, Chinese mushroom, and sometimes other vegetables according to the season; (c) the garnish on the top of each dish, consisting of Chinese ham, chicken, or roast pork cut up into small dice or into small bars about one inch long, and enough parsley to aid the taste as well as to ornament the dish.

The amount of meat, in accordance with the hygienic law of Confucius, is about one-third that of the secondary vegetables.

The meat should be the same size and shape as the vegetables and must be uniform. It may be cut into dice, into bars, or into fragments; judgment must be used as to this when the size of the vegetable is limited.

There are three methods employed in Chinese cooking; steaming, frying, and boiling.

In steaming always drain off any water or other liquid substance and add just enough primary soup to cover the material. Steam until just soft, for in that state the food has its most delicious taste. Before eating pour off the primary soup, take off all oil on the surface, and put into the steamer again for a few moments. Salt to suit the taste.

In steaming, a hot fire should be used.

In boiling, the fire should be only sufficiently hot to keep the food at the boiling-point.

Frying should be done over a very hot fire, and the food should be turned constantly with a cooking-shovel, so that every particle will receive the same amount of heat.

## MARKETING

In addition to the meat and ordinary vegetables, there are articles used in Chinese cooking which are to be found only in Chinese grocery stores. A list of these stores is given on page 198.

In ordering by mail, write not only the American or Chinese name of the article, but copy (or trace on thin paper) the Chinese sign

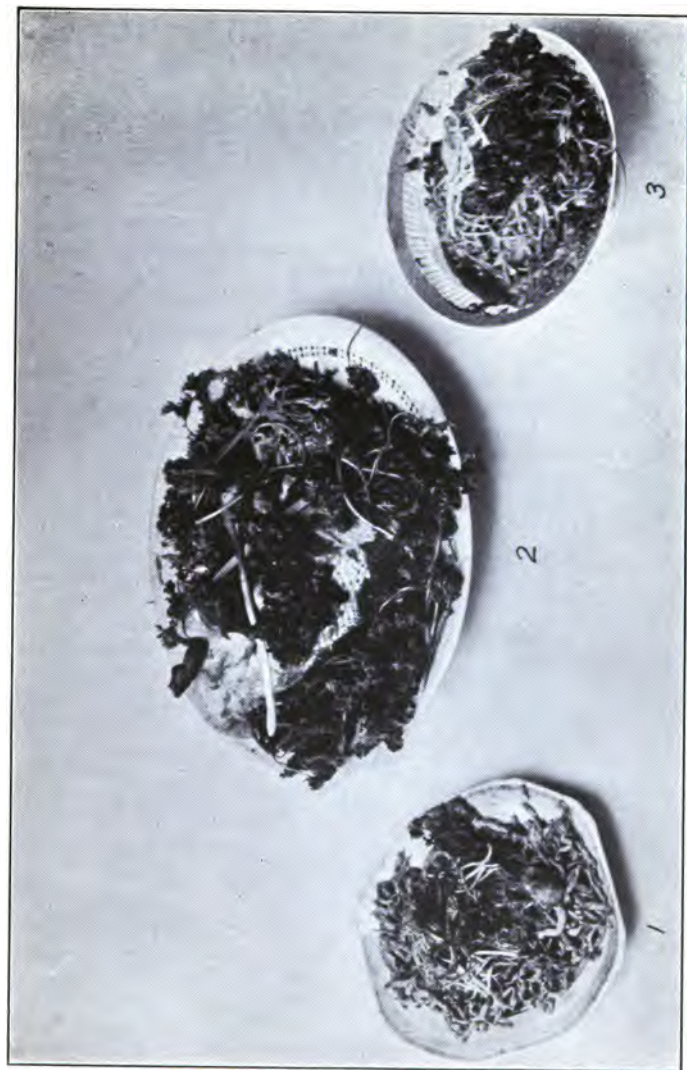


PLATE II

1 Chicken Chow Min

2 Parsley Duck

3 Chicken Chop Suey



for it which will be found, with the approximate cost, in the list beginning on page 199.

As the prices can be given only approximately, enclose with your letter a check or money order for 10 per cent. more than the total value of all the articles ordered.

MODEL ORDER

March 19, 1917.

*Dear Sir:*

Enclosed, I send check for \$1.00, for which please send me, by express prepaid (or by mail), to the address given below, the following articles:

One bottle of Red Vinegar 浙醋  
 10 cents' worth of Octagon Spicery 八角  
 10 cents' worth of Bug Kay 北其  
 10 cents' worth of Dong Sum 党参  
 10 cents' worth of Yen York 元肉

Please return by mail the excess of my remittance, and oblige,

Yours very truly,  
 (MRS.) JOHN DOE,  
 25 Marlin Avenue,  
 New York City.

## PRELIMINARY RECIPES

Since this is a foreign cook book, it is desirable to have the recipes for all the fundamentals, such as sauces, etc., at the beginning of the book. They not only are nutritious and healthful but are so delicious that they add much to the flavor and delicacy of the foods with which they are combined. As they are used in practically every dish, a thorough knowledge of how to make them is a necessity.

### PRIMARY SOUP

上 湯

SUNG TONG

One may wonder why a dish cooked in a restaurant is better than one cooked at home. It is true that a better cook may have some effect on the dish, but the real secret is the primary soup which the cook uses for gravy



and for the final cooking instead of using water.

This soup is always made of equal weights of chicken and lean pork: say  $\frac{1}{2}$  pound of each, for each pint of water. It is advisable to use not less than 6 pints of water, and meat in proportion.

The quality of a dish depends upon the nature of this primary soup.

(a) Chop the meat into small pieces.

(b) Cook slowly for  $2\frac{1}{2}$  hours, or until about half of the liquid has evaporated.

In order to do away with any oil which may exist, put into the mixture a bowl of chicken blood.

(c) Strain through a thick cloth until the liquid is as clear as water. Should there be any oil remaining on top, skim it off.

Let the soup cool. Keep in the refrigerator to be used as needed.

## CHINESE SAUCE

豉 油

SEE YOUT

Boil Chinese white beans slowly for 6 hours. Strain off the beans and expose the bean soup in a big pot placed under the hot sun. The surface of the liquid turns brown and has a top layer. Remove this layer of brown. A little later take off the other layers, and so on until there is no brown layer. Add salt to this, and boil.

This is called See Yout, meaning sauce. It can be bought, ready prepared, in any Chinese grocery store.

## CHINESE GRAVY

牽 頭

HIN TOUT

1 cup primary soup  
1 teaspoonful cornstarch  
 $\frac{1}{2}$  teaspoonful Chinese sauce  
Salt, sugar, and a few drops of sesamum-  
seed oil

Mix the cornstarch well in a little cold water; then stir into the boiling primary soup, and let boil until it thickens. Add the Chinese sauce, salt, sugar, and sesamum-seed oil, and stir well.

**SESAMUM-SEED OIL****麻 油****MAR YOUT**

Sesamum-seed has the strongest and most delicious oil of any seed. A few drops of this oil will improve a dish greatly.

(a) Roast the seeds in a dry pan with a low fire till they turn brown.

(b) Grind them with a stone grinder, and collect in a pan.

(c) Take off the oil on top. This is sesamum-seed oil.

## PEANUT OIL

### 生 油

SANG YOUT

Instead of using butter, the Chinese use peanut oil. Therefore in this book the word "oil" means peanut oil unless otherwise stated.

Peanut oil is made as follows:

- (a) Skin the peanuts.
- (b) Fry them. Turn frequently until they are yellow.
- (c) Place them in a hollowed block of thick wood which has a hole in one end. There are smaller holes through which the oil comes when the peanuts are crushed by a stick of wood in the large hole.

## CHICKEN STARCH

### 雞 溶

GUY YOUNG

2 breasts of chickens  
1 cup primary soup  
1 teaspoonful cornstarch  
White of one egg

(a) Pound the chicken, without skin and bone, as fine as possible. It is best when pounded with a hammer on a chopping-board.

(b) Add the soup, cornstarch, and white of egg. Stir well.

In using chicken starch, never pour it into the substance without first removing the pan from the fire. Keep stirring. Take off the fire the minute it begins to boil. The taste is bad if it boils too long.

## CHINESE WHITE CHEESE

## 腐 乳

FOO YUE

(a) Cut bean cake, made of Chinese white beans, into half-inch squares  $\frac{1}{4}$  inch thick.

(b) Put into a jar provided with an air-tight cover, the size of the jar depending upon the amount to be made.

(c) Fill the jar  $\frac{1}{4}$  full of Fun Wine.

(d) Salt to taste.

(e) Cover air-tight, and put away for not less than two weeks.

**CHINESE RED CHEESE****南 乳****NOUM YUE**

For this the bean cake is made of Chinese red beans.

(a) Wrap up the cakes in a piece of cloth in any desired size. Put pressure on top for 5 days.

(b) Take off the weight. Then the cloth. Scrape off the mold on top.

(c) Place in a jar. Fill the jar  $\frac{1}{4}$  full of Fun Wine, and add plenty of salt.

(d) Cover air-tight, and set away for not less than two weeks; the longer, the better, provided the jar is kept air-tight.



## HOW TO MAKE TEA

Use 1 level teaspoonful of tea to 1 cup of water.

Heat the water until it just reaches the boiling-point, but no more. If you are scientific, insert a thermometer graduated with centigrade degrees. When it reaches 99° remove from the fire at once.

Pour immediately into a half-pint teapot which contains 1 teaspoonful of Chinese tea.

Keep covered for three minutes. Then serve.

## PREPARATION OF SECONDARY VEGETABLES

Before using any dry substance—such as dry mushrooms, dry chestnuts, etc.—always soak in cool water for  $\frac{1}{2}$  hour.

The making of such things as peanut oil, bean cake, Chinese sauce, etc., is practicable only for a factory. Any one without conveniences for making them can readily obtain them from any Chinese grocery store.

The author tells how to make them merely so that you may know what is in them and how they are made. Then you will understand how simple they are, and how healthful and nutritious.

## RECIPES

*NOTE: In every recipe given in this book, the quantity stated is sufficient for six persons.*

### BIRD-NEST SOUP

#### 燕窩湯

YUEN WAR TONG

The substance of which this soup is made is found in bird nests. It is the saliva of the swallows of northern China. It looks somewhat like spinach. The best quality is pure white. The other quality is a little brown and contains some impurities of straw and feathers, which must be removed by shaking in water.

(a) Soak in cold water for one hour 2 cups of bird-nest. Then wash gently.

(b) Cook in water for 1 hour, with a piece of ginger.

(c) Strain off and put into 6 pints of primary soup. Let simmer for  $\frac{1}{2}$  hour.

Serve in bowls or soup-plates, and use 6 tea-

spoonfuls of Chinese ham and chicken dice for garnish.

For gravy use 3 teaspoonfuls of cornstarch, a few drops of sesamum-seed oil, and salt and pepper to taste.

**CHICKEN MUSHROOM SOUP****磨 菇 雞 湯****MOR GÜE GUY TONG**

**3 cups** Chinese mushrooms chopped into small dice  
**3/4 cup** chicken chopped to same size  
**9 cups** primary soup  
**2 eggs**  
**1/2 teaspoonful** cornstarch  
**1 teaspoonful** Chinese sauce  
**1/2 teaspoonful** oil  
**Salt, and a few drops of** sesamum-seed oil

Chinese mushrooms can be secured at any Chinese grocery store.

(a) Cook the mushrooms for  $\frac{1}{2}$  hour, and then drain off and put into the primary soup. Boil for 15 minutes.

(b) Add the chopped chicken; the eggs well beaten; and all the other ingredients. Take off the stove  $\frac{1}{2}$  minute after the cornstarch is added.

Serve in bowls. Garnish the top of each bowl with 1 teaspoonful of Chinese ham cut into dice.

## VEGETABLE SOUP

## 菜 湯

## CHOY TONG

Any kind of vegetables washed thoroughly  
and cut into pieces one inch long

Small piece of root ginger

9 cups primary soup

Salt

(a) Heat the cooking pan for  $\frac{1}{2}$  minute. Then spread one teaspoonful of oil all over the surface of the pan and let it heat for from 1 to 2 minutes.

(b) Add the salt, then the vegetables and ginger. Turn over frequently until the volume of the vegetables is reduced to  $\frac{1}{3}$ .

(c) Add the primary soup, and let it cook until it boils. Keep the soup boiling slowly until done. The length of time depends upon the kind of vegetables. It is best to keep the pan uncovered.

## DUCK SOUP

## 鴨 湯

ARP TONG

1 medium-sized duck without bones  
1½ cups Chinese mushrooms  
2 cups bamboo shoots  
4 cups celery  
2 teaspoonfuls oil  
A few drops sesamum-seed oil  
1 teaspoonful Chinese sauce  
¼ teaspoonful cornstarch  
Salt

- (a) Chop all into dice.  
(b) Heat the cooking pan for ½ minute.  
Then grease it thoroughly with oil.  
(c) Add salt and all other ingredients except duck. Keep turning for about 5 minutes.  
(d) Add primary soup and boil very slowly.  
(e) Mix together well the duck (cut into dice), the oil, sesamum-seed oil, Chinese sauce, and cornstarch.  
(f) When primary soup has boiled ½ hour, add the duck mixture. Boil slowly for another ½ hour.

For a garnish, use Chinese ham dice.

**PORK SOUP****猪 肉 湯****GUE YORK TONG**

2 cups lean pork cut into fragments  
2 teaspoonfuls cornstarch  
2 teaspoonfuls Chinese sauce  
5 cups primary soup  
2 cups Chinese mushrooms  
A few drops sesamum-seed oil  
3 cups star melon cut into small pieces after  
the rind is removed  
Salt

(a) Mix the pork, cornstarch, Chinese sauce, and salt.

(b) Bring the primary soup to a boil. Then add the pork mixture and the mushrooms, and cook for  $\frac{1}{2}$  hour.

(c) Ten minutes before taking soup off stove, add the melon.



## FISH SOUP

## 魚 湯

## YUE TONG

- 1 five-pound fish
- 5 pints primary soup
- 2 cups water chestnuts
- 2 cups bamboo shoots
- 1 cup Chinese mushrooms

(a) Dress the fish and cook until soft. Take out bones. Tear the meat to pieces (1½ inches long).

(b) Cut the secondary vegetables into dice. Cook for 20 minutes.

(c) Put the vegetables and the fish into the primary soup, and cook for 15 minutes.

(d) Add Chinese gravy. Stir the soup well and take from the stove. Serve in bowls. Garnish each bowl.

## NOODLE SOUP

## 一個麵

YAT KOI MIN

3 pounds noodles  
2 teaspoonfuls Chinese sauce  
1 teaspoonful oil  
A few drops sesamum-seed oil

Noodles are made of flour, eggs, salt, and a small portion of alkaline solution.

Inasmuch as good noodles require very skillful labor to make them, and they can be obtained much cheaper in a Chinese noodle factory than if made at home, the author does not describe the process.

The best quality contains no water.

To make *yat koi min* (noodle soup) proceed as follows:

(a) Put the noodles into boiling water, and boil until they float on the surface.

(b) Quickly place in cold water and stir.

(c) Put again into boiling water for 1 minute.

(d) Put into a clean bowl containing the

oil, sesamum-seed oil, Chinese sauce, and a little pepper.

(*e*) Divide the noodles into individual portions, and into each bowl pour enough boiling primary soup to cover.

Garnish, and serve hot.

## NOODLE SOUP WITH CHICKEN AND MUSHROOMS

### 磨 菇 雞 一 個 麵

MOR GÜE GUY YAT KOI MIN

3 pounds noodles  
2 teaspoonfuls Chinese sauce  
1 teaspoonful oil  
A few drops sesamum-seed oil  
1 cup chicken  
1½ cups mushrooms  
1½ cups water chestnuts

(a) Put the noodles into boiling water, and boil until they float on the surface.

(b) Quickly place in cold water and stir.

(c) Put again into boiling water for 1 minute.

(d) Put into a clean bowl containing the oil, sesamum-seed oil, Chinese sauce, and a little pepper.

(e) Cut the chicken, mushrooms, and water chestnuts into pieces 1½ inches long. Cook until done. Mix together and add Chinese gravy.

(f) Divide the noodles into individual portions, and into each bowl pour enough boiling primary soup to cover.

(g) Add the chicken gravy and serve.

## NOODLE SOUP IN YUNG CHOW STYLE

楊 州 麵

YUNG CHOW MIN

*Min* means noodle, and *Yung Chow* is the name of the place in China where this dish is prepared in the most delicious way.

(a) Put 2 pounds of noodles into boiling water, and boil until the noodles float on the surface.

(b) Take out and place quickly in cold water.

(c) Put into boiling oil until hard.

(d) Cook in 7 cups primary soup until soft.

(e) Make a chicken gravy of 1 cup of chicken fragments,  $1\frac{1}{2}$  cups Chinese mushrooms, and  $1\frac{1}{2}$  cups Chinese water chestnuts. Add this to Chinese gravy.

(f) Pour the gravy into the soup, and stir well. Remove from the stove at once, and serve hot.

---

## FRIED NOODLES

## 炒麵

## CHOW MIN

- 2 pounds Chinese noodles
- 1½ cups onions cut into threads
- 1 cup raw pork cut into threads 1½ inches long
- ¾ cup roast pork cut into threads
- 1 egg, fried and cut into threads 1½ inches long
- 2 tablespoonfuls lard
- 1 tablespoonful Chinese sauce
- 1 tablespoonful cornstarch
- 3 cups primary soup

Get the noodles from a Chinese noodle store. There are two kinds, so in ordering state that you want noodles for Chow Min.

Egg threads are made by beating an egg well, pouring it into a hot oiled pan, then letting it run all over the surface of the pan, forming a thin layer of yellow egg about one-sixty-fourth inch thick.

To make Chow Min, proceed as follows:

(a) Put the lard on the noodles, and steam for ½ hour.

(b) After the noodles have been steamed, they tend to stay together; therefore it is necessary to loosen them up with a fork.

(c) Place the steamed noodles in a pan of boiling oil and fry until nicely brown. Then put on a dish.

(d) Cook the onion and the pork until done.

(e) Make a gravy of the primary soup, cornstarch (first dissolved in water), Chinese sauce, and salt and pepper. Add the roast pork and egg threads.

(f) Put the onion and pork over the noodles. Pour over this the gravy.



**CHICKEN FRIED NOODLES****雞炒麵**

GUY CHOW MIN

- 1 cup onions cut into threads
- 2 cupfuls chicken cut into threads 1½ inches long
- 1 egg, fried and cut into threads
- 1 cup Chinese mushrooms
- 1 tablespoonful cornstarch
- 1 tablespoonful Chinese sauce
- 3 cups primary soup
- 2 tablespoonfuls lard

(a) Put the lard on the noodles, and steam for ½ hour.

(b) After the noodles have been steamed, they tend to stay together; therefore they should be loosened up with a fork.

(c) Place the steamed noodles in a pan of boiling oil and fry until nicely brown. Then put on a dish.

(d) Cook the onion and chicken until done.

(e) Make a gravy of the primary soup, cornstarch (first dissolved in water), Chinese

sauce, and salt and pepper. Add the mushrooms and the egg threads to the gravy.

(f) Put the onion and chicken over the noodles. Pour over this the gravy.

## ALMOND CHICKEN

## 杏 仁 雞 釘

HUNG YUEN GUY DING

- 2 cups almonds
- 2 cups onions cut into dice
- 2 cups water chestnuts cut into dice
- 2 cups mushrooms cut into dice
- 1 cup celery cut into dice
- 1 pound chicken, without bones

(a) Skin the almonds by putting in boiling water. Fry in boiling oil until they turn yellow.

(b) Put the water chestnuts, onions, mushrooms, and celery in a hot cooking pan containing some oil, and fry rapidly. Keep them moving, so that each particle receives the same amount of heat. Add water enough to cover and boil for 15 minutes.

(c) Put the chicken in a hot oiled pan and fry for 2 minutes. Add enough primary soup to cover, and cook, with the cover on, for 10 minutes.

(d) Add Chinese gravy. Take from the stove at once.

(e) Put the chicken on a dish and add the secondary vegetables (onions, water chestnuts, etc.). On top of this put the almonds.

## CHICKEN CHOP SUEY

## 炒雞片

CHOW GUY PIN

- 1 chicken cut into fragments
- 2 cups water chestnuts
- 2 cups mushrooms
- 2 cups bamboo shoots
- 2 cups celery cut into thin pieces

This dish is not known in China. From the name it means simply a variety of small pieces. However, the principles of Chinese cooking are the same.

(a) Put the water chestnuts, mushrooms, bamboo shoots, and celery into a hot pan containing oil. Fry for 2 minutes. Add water and cook for 15 minutes.

(b) Put the chicken in a frying-pan containing oil and fry for 5 minutes.

(c) Add the secondary vegetables and mix well.

(d) Add enough primary soup to cover, and cook for 5 minutes.

(e) Add Chinese gravy and stir. Remove from the stove at once.

**CHESTNUT CHICKEN****栗子雞****LUT GE GUY**

- 1 cup chicken
- 2 cups chestnuts
- 2 cups water chestnuts
- 2 cups mushrooms

(a) Cut the chicken into pieces  $\frac{3}{4}$  inch by  $1\frac{1}{2}$  inches. Cut the chestnuts, water chestnuts, and mushrooms into big pieces.

(b) Rub salt and a little Chinese sauce on the chicken. Then put into a pot of boiling oil until the color becomes yellow.

(c) Now put into primary soup and boil until nearly soft.

(d) Add the secondary vegetables and cook until done.

No gravy is necessary with *Lut Ge Guy*.

Serve hot and add parsley for garnish.

**CHICKEN HASH****雞 崧****GUY SUNG**

- 1 chicken cut into very small pieces
- 2 cups each of water chestnuts, mushrooms,  
and bamboo shoots, chopped fine
- $\frac{1}{2}$  teaspoonful of ginger juice
- $\frac{1}{2}$  teaspoonful of Fun Wine
- 1 head of lettuce cut into threads
- 1 tablespoonful of Chinese ham cut into dice
- 1 handful of fried noodles

(a) Fry the chopped chicken in a hot, oiled pan.

(b) Add the ginger juice and Fun Wine. Then the chopped water chestnuts, mushrooms, and bamboo shoots. Mix well.

(c) Add enough primary soup to cover and cook until done.

(d) Add Chinese gravy and remove from the stove at once.

(e) Salt to suit the taste.

Serve on top of lettuce. Use the Chinese ham dice and the fried noodles as a garnish.

**CHICKEN THREAD****雞 絲****GUY SUE**

- 1** chicken cut into threads
- 2** cups bamboo shoots
- 2** cups Chinese mushrooms

(a) Cook the bamboo shoots and mushrooms for 20 minutes. Then mix with the chicken.

(b) Add enough primary soup to cover and cook for 5 minutes.

(c) Add Chinese gravy and remove from the stove at once.



**FRIED CHICKEN****炸子雞****GAR GEE GUY**

(a) Put 3 spring chickens, of about 2 pounds each, into a jar of Chinese sauce for 10 minutes.

(b) Place in a pan of boiling oil and fry until the chickens turn yellow.

(c) Cut up and serve hot.

Use spicery salt on top of the chicken. To make spicery salt, fry together for 15 minutes an equal amount of spicery powder and salt. Have a low fire and turn frequently to prevent burning.

## WALNUT CHICKEN

## 合 桃 雞 釘

## HOP TOO GUY DING

3 cups English walnuts  
2 cups onions cut into dice  
2 cups water chestnuts cut into dice  
1½ cups celery cut into dice  
1 pound of chicken without bones

(a) Remove the skins from the walnuts by placing them in boiling water. Then fry them in boiling oil until they turn yellow.

(b) Put the secondary vegetables in a hot cooking-pan containing oil and fry for 2 or 3 minutes. Keep them moving so that each particle receives the same amount of heat. Add enough primary soup to cover and boil for 15 minutes.

(c) Put the chicken in a hot, oiled pan and fry for 2 minutes.

(d) Add the vegetables.

(e) Add Chinese gravy and remove from the stove.

Place on a dish and garnish with the fried walnuts.

## PINEAPPLE CHICKEN

## 波羅雞

BOB LOB GUY

- 1 chicken
- 1 can pineapple
- 2 cups green peppers
- 2 cups celery
- 1 cup canned sour ginger
- $\frac{1}{2}$  cup vinegar
- $\frac{1}{4}$  cup Fun Wine
- 2 eggs

(a) Cut the chicken, pineapple, peppers, celery, and ginger into pieces  $1\frac{1}{2}$  inches long.

(b) Break the eggs into the chicken and mix well together with a little cornstarch and salt. Then put into boiling oil and fry until all becomes yellow.

(c) Put the pineapple, pepper, celery, and ginger into a hot, oiled pan and fry for 2 minutes. Add the fried chicken. Mix well and add the Fun Wine. Cook over a hot fire for 5 minutes; then add enough primary soup to cover and cook until about one cup of liquid is left.

(*d*) Add the vinegar and a little sugar.

(*e*) Pour Chinese gravy over the chicken.

Mix well together, and serve at once.

## SALT CHICKEN

鹽 雞

YIM GUY

1 whole chicken dried well inside and out  
Rock salt enough to cover the chicken  
 $\frac{1}{4}$  cup of spicery salt

(a) Put the salt into a hot pan and leave over the fire until the salt gets very hot.

(b) In a suitable pan bury the chicken in this hot salt, covering the chicken entirely. Cover the pan and keep air-tight for 2 hours.

(c) Take out the chicken and shake off all salt.

(d) Cut up the chicken and sprinkle the spicery salt over it. Chicken prepared in this way tastes delicious, and is not salty.

## PAN CHICKEN

屈 雞

WATT GUY

1 cup lily flower

1 cup fungus

2 cups dry mushrooms

1 chicken

A small piece of ginger root, without the skin

$\frac{1}{4}$  cup of Fun Wine

(a) Soak the lily flower, fungus, and the mushrooms in cold water for  $\frac{1}{2}$  hour.

(b) Wash the chicken inside and outside with Chinese sauce. Put in a pan with oil and fry for 10 minutes. Add the Fun Wine and salt. Add 2 cups of water.

(c) Now put all into a small pot and add the lily flower, fungus, mushrooms, and ginger. Keep cover on tight and cook for  $\frac{1}{2}$  hour over a slow fire.

This is the most delicious chicken ever known.

## BIRD-NEST IN CHICKEN

## 鳳 吞 燕

FONG TUNG YUEN

- 1½ cups bird-nest
- 1 large whole chicken (at least 7 pounds)
- 1 bowl primary soup
- 1 tablespoonful Chinese ham

(a) Soak the bird-nest in cold water for 1 hour. Then wash gently and cook for 1 hour with a piece of ginger.

(b) Pick the chicken, chop off the head, feet and wings, cut 1 line 4 inches long and take out the interior. Clean the chicken and rub inside and outside with salt. Place in a bowl with the cut side on top.

(c) Fill the chicken with the bird-nest and the primary soup. Steam for 8 hours in a double-boiler.

(d) Now transfer into a second bowl by using a bowl a little larger than the first bowl and putting this second bowl on top of the first bowl mouth to mouth.

Garnish with the Chinese ham dice.

**STEAMED CHICKEN****蒸 雞****GING GUY**

1 chicken cut into pieces about  $1\frac{1}{2}$  inches long  
2 cups mushrooms  
A few slices of ginger root  
4 pieces of red dates  
1 Chinese onion  
Cornstarch, sauce, salt, and oil

(a) Mix well the chicken, oil, salt, cornstarch, and sauce.

(b) Add mushrooms, ginger root, and red dates. Put on a plate and steam for  $\frac{1}{2}$  hour.

(c) Add Chinese onion cut into threads  $1\frac{1}{2}$  inches long.

Garnish with parsley. Serve with mustard, sauce, and oil.



## ROAST CHICKEN

## 燒雞

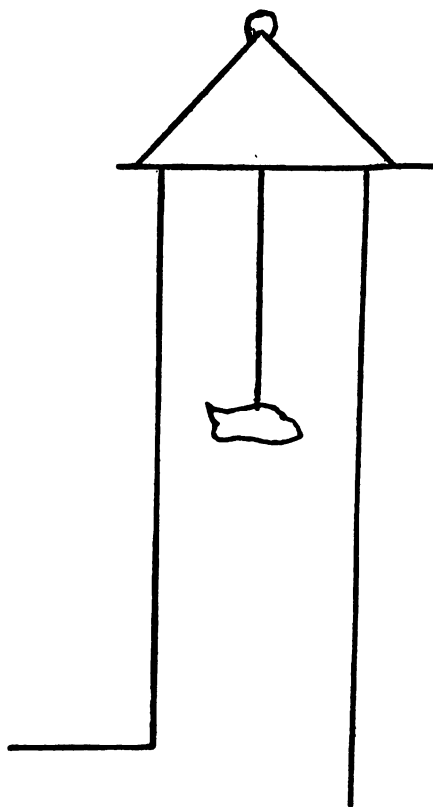
SUE GUY

- 2 chickens (about 4 pounds each)
- 2 teaspoonfuls spicery powder
- 2 cups Chinese sauce
- A few drops of sesamum-seed oil
- 2 teaspoonfuls salt

(a) Put the chickens in hot, not boiling, water for 2 minutes and then add the spicery powder, sauce, oil, and salt. Leave the chickens in for 20 minutes. Be sure every bit of chicken is dipped into it.

(b) Place the chickens as shown in the diagram, having first started the fire, that the wall is hot. Roast for 1 hour.

A hot fire is necessary before the chickens are put into the stove; after the chickens are in, the fire must be kept low. There must be no smoke.



---

Chinese Roasting Stove

## ROAST DUCK

## 燒 鴨

SUE ARP

- 2 ducks (about 4 pounds each)
- 2 teaspoonfuls spicery powder
- 2 cups Chinese sauce
- A few drops of sesamum-seed oil
- 2 teaspoonfuls salt

(a) Put the ducks in hot, not boiling, water for 2 minutes and then add the spicery powder, sauce, oil, and salt. Leave the ducks in for 20 minutes. Be sure every bit of duck is dipped into it.

(b) Place the ducks as shown in the diagram, having first started the fire, that the wall is hot. Roast for 1 hour.

A hot fire is necessary before the ducks are put into the stove; after the ducks are in, the first must be kept low. There must be no smoke.

## PARSLEY DUCK

## 西湖鴨

SI WO ARP

2 ducks  
2 cups mushrooms  
2 small pieces ginger root, mashed  
1 tablespoonful Fun Wine  
Parsley enough to cover the dish 1 inch thick

(a) Open the ducks with one 4-inch cut in the back of each. Take out the interior. Wash thoroughly and dry. Now wash the ducks inside and out with sweet sauce.

(b) Cook the duck in a pan of boiling oil until yellow.

(c) Put the duck into a frying-pan. Cover with the mushrooms, ginger, and Fun Wine. Add  $\frac{1}{3}$  more than enough primary soup to cover all. Cook until the duck is done.

When done, there must be 3 cups of liquid left. Therefore, the amount of primary soup used depends on the age and size of the duck, because the older the duck the longer it takes to cook.

(d) Make a gravy of the liquid left, with

cornstarch, sauce, sesamum-seed oil, and salt.

(*e*) Place the duck on top of the parsley. Pour the gravy over all, and garnish with Chinese ham.

## DUCK HASH

鴨 崧

ARP SUNG

- 1 duck chopped into pieces as small as possible
- 2 cups water chestnuts chopped fine
- 2 cups mushrooms chopped fine
- $\frac{1}{2}$  teaspoonful ginger juice
- $\frac{1}{2}$  teaspoonful Fun Wine
- 1 head of lettuce cut into threads
- 2 cups fried noodles

(a) Fry the chopped duck in a hot, oiled pan. Add the ginger juice and Fun Wine. Then add the chopped water chestnuts, mushrooms, and bamboo shoots. Mix well. Add enough primary soup to cover and cook until done.

(b) Add Chinese gravy, and salt to suit the taste. Serve on top of lettuce. Use the Chinese ham dice and the fried noodles as a garnish.

## DUCK CHOP SUEY

## 炒 鴨 片

CHOW ARP PIN

- 1 chicken
- 2 cups water chestnuts
- 2 cups mushrooms
- 2 cups bamboo shoots
- 2 cups celery
- 2 cups primary soup

(a) Cut the chicken and all of the vegetables into small pieces.

(b) Put the secondary vegetables into a hot pan containing oil. Fry for 2 minutes. Add water and cook for 15 minutes.

(c) Place the duck fragments in a hot, oiled pan and fry for 5 minutes.

(d) Add the secondary vegetables and mix well.

(e) Add the primary soup and cook for 5 more minutes.

(f) Add Chinese gravy. Mix well and serve at once.

## POTATO DUCK

### 茨仔鴨

SU JAI ARP

1 duck (about 7 pounds)

The same amount of skinned potatoes

A cake of Chinese red cheese

1 small piece of ginger, pounded

$\frac{1}{4}$  cup Fun Wine

A piece of green carrot

(a) Put the duck into an oiled frying-pan and fry until brown. Turn frequently, so that every part of the duck receives the same amount of heat.

(b) Add the ginger and Fun Wine and fry for 2 minutes. Take out and put into a bowl. The liquid left in the frying-pan is to be put into a separate bowl.

(c) Add 2 cups of water to the cheese and mash. Rub this well into the duck, inside and outside.

(d) Put the potatoes into the cooking-pan. Place the duck on top. Add enough water to cover all. Over this pour any cheese liquid which remains. Add the carrot.

(e) Cover the pan and cook until tender.



## WINE VAPOR DUCK

## 神仙鴨

SUN SIN ARP

2 ducks (about 4 pounds each)  
2 cups,  $\frac{3}{4}$  full, of any wine  
1 teaspoonful spicery salt  
2 tablespoonfuls Chinese ham

(a) Open the ducks with one cut about 4 inches long in the back of each.

(b) When the ducks have been cleaned, place them in a suitable bowl with the back upward.

(c) Rub the duck inside and out with spicery salt.

(d) Place carefully in each duck one of the cups of wine. Be sure the wine does not spill on the duck.

(e) Steam in a double-boiler for  $2\frac{1}{2}$  hours, or until tender.

(f) Remove cover. Pour in cold water to stop the steam. By means of a cloth take out the cups of wine.

(g) Pour off the gravy into another bowl. Skim off the oil.

(h) Place over the bowl containing the duck a second bowl a little larger than the first. Turn the first bowl upside down so that the duck falls into the second bowl.

(i) Now pour the gravy back over the duck.

Garnish with the Chinese ham cut into small oblong pieces and with a little parsley.

**STEAMED DUCK****燉全鴨**

DON JUN ARP

- 1 duck (about 8 pounds)
- 2 cups chestnuts without skins
- 1 cup barley
- $\frac{1}{2}$  cup white nuts without skins
- 1 tablespoonful Fun Wine

(a) Soak the chestnuts and barley in cold water for 1 hour.

(b) Open the back of the duck with one cut about 4 inches long. Take out the bones without tearing the meat.

(c) When the duck has been cleaned wash it inside and out with Chinese sauce. Salt thoroughly and put into a hot, oiled pan and fry for 10 minutes.

(d) Add the Fun Wine. Turn the duck frequently.

(e) Now put the duck, with the open side upward, in a bowl a little larger than the duck. Fill with the chestnuts, barley, and white nuts and any juice left in the frying-pan.

(f) Steam for  $2\frac{1}{2}$  hours.

(g) Pour off the gravy into another bowl. Skim off the oil.

(h) Transfer the duck carefully into a larger bowl by holding the bowls mouth to mouth.

(i) Pour the gravy over the duck and serve.

## EAST MELON DUCK

### 冬 瓜 鴨

DUNG QUAR ARP

- 1 boneless duck cut into small dice
- 1 east melon (8 inches in diameter)
- 1 handful skinned water chestnuts cut into small dice
- 1 handful lotus nuts
- 1 handful mushrooms cut into small dice
- 1 small piece of ginger without the skin, pounded
- 1 teaspoonful Fun Wine

(a) Cut off the top of the melon as shown in the picture. Take out the seeds.

(b) Oil the cooking-pan and heat.

(c) Fry the duck for 10 minutes.

(d) Add the ginger and Fun Wine. Salt. Fry for 1 minute more. Turn frequently.

(e) Add chestnuts, lotus nuts, mushrooms, and enough primary soup to fill the melon. Cook until the soup boils.

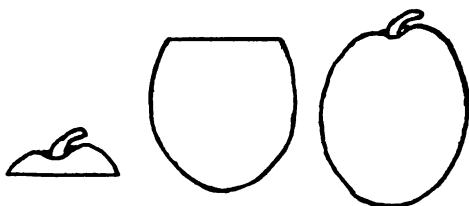
(f) Transfer all into the melon. Cover with the piece you cut from the melon. Steam for about  $3\frac{1}{2}$  hours; the size of melon decides

the length of time necessary for steaming.

(g) Remove from the stove. Add cold water to stop the steam. Take the melon out of the pan. Take off the cover of the melon. By means of a spoon take off any oil which has formed on the top.

(h) Scoop out the melon and mix well with the duck and other ingredients. Be careful not to break the rind.

Serve hot.



How to cut top off

East Melon

**FRIED DUCK FEET****炒 鴨 掌****CHOW ARP GUNG**

You may laugh all you want. You will soon be convinced that this is the best part of the duck after you taste it.

- 20** pairs of duck feet
- 2** cups chopped bamboo shoots
- 2** cups mushrooms. Cut the larger ones
- 2** cups water chestnuts cut into thin pieces

(a) Wash thoroughly 20 pairs of duck feet and plunge them into boiling water for 3 minutes. Take off the skin. Take out all bones without spoiling the shape of the feet. Cut each foot into 2 pieces.

(b) Cut into small pieces the bamboo shoots, mushrooms, and water chestnuts.

(c) Have a hot stove. Oil the frying-pan and fry the feet for 5 minutes. Add salt and the bamboo shoots, chestnuts and mushrooms. Continue to fry for 5 minutes after having mixed well.

(*d*) Add enough primary soup or water to cover all. Cook until tender.

(*e*) Add Chinese gravy and mix well.



## PINEAPPLE DUCK

## 波羅鴨

BOB LOB ARR

- 1 duck
- 1 can of pineapple
- 2 cups green peppers
- 2 cups celery
- 4 pieces of canned sour ginger
- $\frac{1}{4}$  cup Fun Wine
- 2 eggs

(a) Cut into small oblong pieces the duck, pineapple, peppers, celery, and ginger.

(b) Break the eggs into the duck and mix well together with a little cornstarch and salt.

(c) Put the pineapple, pepper, celery, and ginger into a hot, oiled pan and fry for 2 minutes.

(d) Add the fried duck. Mix well and add the Fun Wine. Have a hot fire. After 5 minutes add enough primary soup to cover the substances and cook until about one cup of liquid is left.

(e) Add the vinegar and sugar and mix with Chinese gravy.

## DUCK THREADS

鴨 絲

ARP SUE

- 1 duck
- 2 cups bamboo shoots
- 2 cups mushrooms
- 3 cups primary soup

(a) Cook the duck until tender and tear off the meat into shreds.

(b) Cook the bamboo shoots and mushrooms for 20 minutes. Then mix with the duck.

(c) Add the primary soup and cook a while longer.

(d) Add Chinese gravy, mix well, and serve.

## ROAST DUCK BISCUITS

## 燒鴨包

SUE ARP BOW

- 1 duck
- 2 pounds flour
- $\frac{1}{2}$  cup lard
- 1 tablespoonful salt
- 4 tablespoonfuls baking powder

(a) Roast the duck, take out the bones, and cut the meat into small pieces.

(b) Sift the flour and put into a suitable bowl. Mix the flour with enough cold water to make a thin dough.

(c) Roll the dough out flat and cut into the size of biscuits.

(d) Now roll the biscuits flat and fill them with the duck meat, wrapping the dough around the meat into a perfect ball. Close it up carefully. The amount of duck should be one-half the amount of dough.

(e) Place in a double-boiler for 10 minutes before putting over the fire. Steam for  $\frac{3}{4}$  of an hour.

**WILD DUCK****野 鴨****YAB ARP**

- 1 duck
- 2 cups chestnuts without skins
- 2 cups water chestnuts
- 1 cup chopped pork
- 1 cup barley
- ½ cup white nuts without skins

(a) Soak the chestnuts and the barley in cold water for 1 hour.

(b) Open the back of the duck with one cut about 4 inches long. Take out the bones without tearing the meat.

(c) Wash the duck inside and out with Chinese sauce. Salt thoroughly and put into an oiled pan and fry for 10 minutes. Add the Fun Wine. Turn the duck frequently. Take from the stove and put into a bowl a little larger than the duck.

(d) Fill the duck with the chestnuts, barley, nuts and any juice left in the frying-pan. Steam for 2½ hours.

(e) Get a bowl larger than the one holding

the duck and place that on top of the other one, mouth to mouth. Use a cloth to protect the hand from getting burned. Carefully pour the gravy off into a third bowl and take off any oil. Turn the duck upside down so it will fall into the new bowl.

(f) Pour the gravy over the duck and serve.

## HAM AND DUCK

### 火 腿 鴨

FOR TOY ARP

(a) Take the bones out of 1 duck. Then boil the duck for 15 minutes.

(b) Boil Chinese ham for 15 minutes and then cut into pieces  $1/16$  inch by  $3/4$  inch by  $1\frac{1}{2}$  inches. There should be  $1/3$  as much ham as duck.

(c) Put in a bowl 1 piece of duck, 1 piece of ham, and so on, until the bowl is filled.

(d) Add 2 cups primary soup and 1 cup Fun Wine, and steam for  $2\frac{1}{2}$  hours.

## FRIED LAMB

## 紅 燒 綿 羊

HONG SUE MIN YUNG

3 pounds of lamb cut into pieces  $\frac{1}{2}$  inch by  
1 $\frac{1}{2}$  inches by 6 inches  
A few drops of Octagon spicery  
1 bunch garlic  
1 teaspoonful salt

(a) Put the lamb, spicery, garlic, and salt into a pan of cold water, more than enough to cover the substances, and cook until tender.

(b) Take out the lamb and throw away the rest of the substance. Dip the lamb into a dish of salt and Chinese sauce.

(c) Fry the lamb in a pan of boiling oil until brittle.

(d) Chop up fried lamb into proper size and serve when hot. Use spicery salt to suit the taste.

**LAMB HASH****綿 羊 崧****MIN YUNG SUNG**

- 2 pounds of lamb**
- 2 cups water chestnuts**
- 2 cups mushrooms**
- 2 cups bamboo shoots**
- 1 head lettuce cut into threads**
- 2 tablespoonfuls Chinese ham cut into dice**
- 1 cup fried noodles**
- 1 tablespoonful Fun Wine**
- ½ teaspoonful ginger juice**

The lamb, water chestnuts, mushrooms, and bamboo shoots are to be chopped as fine as possible.

(a) Fry the chopped lamb in a hot, oiled pan.

(b) Add the ginger juice and Fun Wine. Then add the chopped water chestnuts, mushrooms, and bamboo shoots. Mix well.

(c) Add enough primary soup to cover and cook until done. Serve on top of the lettuce threads.



## STEAMED LAMB

## 燉 綿 羊

DON MIN YUNG

- 2 pounds of lamb cut into pieces  $\frac{3}{4}$  inch by  $1\frac{1}{2}$  inches by  $\frac{3}{4}$  inch
- 2 cups dry mushrooms
- 2 cups unskinned chestnuts
- 3 red dates
- 1 cup Fun Wine

(a) Use water to boil the lamb for 10 minutes.

(b) Take out the lamb and dip into a bowl of salt and sweet sauce (Chinese name *Chew Yout*).

(c) Put all into a suitable bowl. Add enough primary soup to cover and add the chestnuts, red dates, and Fun Wine. Steam until tender.

(d) Remove any oil from the liquid, and serve.

## LAMB CHOP SUEY

## 炒 綿 羊

CHOW MIN YUNG

1½ pounds lamb  
25 threads skinless ginger root  
2 cups bamboo shoots  
2 cups dry mushrooms  
1 cup fried noodles

(a) Cut all the ingredients except the noodles into threads 1½ inches long.

(b) Fry the ginger root, bamboo shoots, and mushrooms in a hot, oiled pan for 10 minutes.

(c) Add the lamb. Mix well. Cook for 5 more minutes.

(d) Add one bowl of primary soup and cook until 1 cup of liquid is left.

(e) Add Chinese gravy.

Use the fried noodles for a garnish. Serve when hot.

## PLAIN CHOP SUEY

番 雜

FARN CHOP

2 pounds pork  
2 pounds bean sprouts  
2 cups onion threads

(a) Cut the pork into pieces  $1/16$  inch by  $1/2$  inch by 1 inch.

(b) Put the pork, bean sprouts, and onions into an oiled pan and fry for 10 minutes.

(c) Add water enough to cover and cook for 15 minutes.

(d) Add Chinese gravy.

**EXTRA CHOP SUEY****加 料 雜****GAR LEW CHOP**

**2 pounds pork cut into pieces  $\frac{1}{16}$  inch by  $\frac{1}{2}$  inch by 1 inch**

**Bean sprouts equal to amount of pork**

**2 cups onions cut into threads**

**2 cups bamboo shoots cut into pieces same size as pork**

**2 cups mushrooms**

**(a) Put the pork, bean sprouts, onions, bamboo shoots and mushrooms into an oiled pan and fry for 10 minutes.**

**(b) Add water enough to cover and cook for 15 minutes.**

**(c) Add Chinese gravy.**

**Remove from the stove and serve at once.**

## PORK HASH

## 猪肉 崧

GE YORK SUNG

- 1½ pounds pork
- 2 cups water chestnuts
- 2 cups mushrooms
- 2 cups bamboo shoots
- ½ teaspoonful ginger juice
- 1 teaspoonful Fun Wine
- 1 head lettuce cut into threads
- 2 tablespoonfuls Chinese ham cut into dice
- 1 cup fried noodles

The pork, water chestnuts, mushrooms, and bamboo shoots are to be chopped as fine as possible.

(a) Fry the chopped pork in a hot, oiled pan.

(b) Add the ginger juice and Fun Wine. Then add the chopped water chestnuts, mushrooms, and bamboo shoots. Mix well.

(c) Add enough primary soup to cover and cook until done. Serve on top of the lettuce threads.

**PORK THREADS****猪 肉 絲****GE YORK SE**

1½ pounds pork  
2 cups bamboo shoots  
2 cups mushrooms  
3 cups primary soup

(a) Cook the pork until tender and tear off the meat into threads.

(b) Cook the bamboo shoots and mushrooms for 20 minutes. Then mix with the pork.

(c) Add the primary soup and cook again.

(d) Add Chinese gravy.

## POTATO PORK

## 薯仔猪肉

SE JI GE YORK

Pork (2 pounds)  
4 pounds skinned potatoes  
1 small piece ginger, pounded  
1 cake Chinese red cheese  
½ cup Fun Wine  
1 piece green carrot

(a) Oil the frying-pan. Put in the pork. Fry until brown. Turn frequently so that every part of the pork receives the same amount of heat.

(b) Add the ginger and the wine and fry for 2 minutes.

(c) Take out and put into a bowl. Put the juice left in the frying-pan into a separate bowl.

(d) Add 2 cups of water to the red cheese and mash.

(e) Put the potatoes into a cooking-pan. Add the carrot. Place the pork on top. Add enough water to cover. Pour over this the juice and the cheese.

(f) Cover the pan and cook for 1½ hours.

**BRITTLE PORK****蘇炸猪肉****SO JOU GE YORK**

**3** pounds pork cut into pieces  $\frac{3}{4}$  inch by  $1\frac{1}{2}$  inches by  $\frac{1}{4}$  inch

**A** few pieces of Octagon spicery

**2** tablespoonfuls Fun Wine

**1** egg

**1** tablespoonful cornstarch

(a) Boil the pork and spicery in plain water for 10 minutes. Let cool.

(b) Break the egg. Mix with the cornstarch. Then mix with the pork.

(c) Fry in boiling oil until it gets red.

(d) Put the fried pork into cold water and change water several times until no oil floats on the surface.

(e) Dry the pork and place in a bowl.

(f) Add the Fun Wine, and steam for 2 hours.



**STEAMED CHESTNUT PORK****栗子 燉 猪 肉****LUT GE DONG GE YORK**

**2½ pounds pork cut into pieces 1 inch by ¾  
inch by 1½ inches**  
**2 cups skinless chestnuts**  
**1 cup Fun Wine**

**(a) Dip the pork into sweet sauce and fry in boiling oil until red.**

**(b) Take out the pork and place in cold water. Change water until no oil is on top of the water.**

**(c) Dry fried pork and place in a bowl.**

**(d) Add the chestnuts and the Fun Wine. Steam for 1¾ hours.**

**PORK SALAD****凉 辦 猪 肉****LANG BONG GE YORK**

2½ pounds pork (uncut)  
2½ pounds string beans cut 2 inches long  
½ cup mustard  
1 cup vinegar

(a) Boil the pork until done and place in cold water. Punch several small holes with a large needle. Gently squeeze the oil out of it. Change water until no oil is on the top.

(b) Cut the pork into thin pieces 1/32 inch by ¾ inch by 1½ inches. Mix with salt to suit the taste, and with the mustard and vinegar.

(c) Boil the string beans for 10 minutes. Put into a bowl, and add salt and enough vinegar to cover.

(d) Cover and keep air tight for 2 hours.

(e) Place the pork on top of the string beans and serve.

Use parsley and sage cut into threads for a garnish.

## FRIED PIGS' RIBS

## 炒排骨

## CHOW PAI QUIT

- 4 pounds pigs' ribs
- 1 cup vinegar
- 2 teaspoonfuls sugar
- 1 cup Fun Wine
- 2 teaspoonfuls cornstarch
- 1 teaspoonful Chinese sauce
- 1 egg

(a) Cut the ribs into pieces  $\frac{3}{4}$  inch by  $\frac{3}{4}$  inch by  $1\frac{1}{2}$  inches, and mix well with the egg, Chinese sauce, salt, 1 teaspoonful cornstarch and 1 teaspoonful sugar. Fry in boiling oil until brown.

(b) Add to the mixture the vinegar, Fun Wine, 2 cups of water, and the remaining sugar and cornstarch. Cook until nearly dry.

## BEEF CHOP SUEY

## 炒牛肉片

## CHOW OUT YORK PIN

$\frac{3}{4}$  pound beef  
4 cups celery cut into pieces  $\frac{1}{2}$  inch long  
2 cups bean sprouts  
 $\frac{1}{2}$  teaspoonful cornstarch  
 $\frac{1}{2}$  teaspoonful Fun Wine  
A few pieces sesamum-seed oil  
A few threads ginger root

(a) Cut the beef into pieces  $\frac{1}{32}$  inch by  $\frac{3}{4}$  inch by  $1\frac{1}{2}$  inches. Mix thoroughly with the cornstarch, sesamum-seed oil, Fun Wine, and a little salt and Chinese sauce.

(b) Put the celery and bean sprouts into a hot, oiled pan and fry for 5 minutes.

(c) Add water enough to cover. Spread the beef on top. Cover tightly and cook until nearly dry.

(d) Add Chinese gravy and mix well.

## GREEN PEPPER BEEF

## 辣椒牛

LAE GUE OUT

- 2 pounds beef
- 2 cups green peppers cut into pieces 1 inch by 1 inch
- 1 cup celery, chopped
- 1 cup bean sprouts
- $\frac{1}{2}$  teaspoonful cornstarch
- $\frac{1}{2}$  teaspoonful Fun Wine
- A few pieces sesamum-seed oil
- A few threads ginger root

(a) Cut the beef into pieces  $1\frac{1}{2}$  inch by  $\frac{3}{4}$  inch by  $1\frac{1}{2}$  inches. Mix with the cornstarch oil, sesamum-seed oil, and Chinese sauce.

(b) Put the celery, bean sprouts, and green peppers into a hot, oiled pan and fry for 5 minutes.

(c) Add water enough to cover. Spread the beef on top. Cover tightly and cook until nearly dry.

(d) Add Chinese gravy and mix well.

**FISH CHOP SUEY****炒 魚 片****CHOW YUE PIN**

**5** pounds pike not less than  $2\frac{1}{2}$  inches in diameter. Take out bones and cut into thin fragments

**2** cups mushrooms

A few pieces of ginger cut into pieces  $1/32$  inch by  $3/4$  inch by 1 inch

**2** cups bamboo shoots cut into pieces  $3/4$  by  $1\frac{1}{2}$  inches by  $1/32$  inch.

**2** cups bean sprouts

(a) Remove the skin from the pike and take out the bones. Cut into pieces  $1/16$  inch thick.

(b) Fry the mushrooms, ginger, bamboo shoots, and bean sprouts in a hot, oiled pan for 5 minutes.

(c) Add water enough to cover all. Cook for 15 minutes.

(d) Add Chinese gravy.

(e) Add the pike and mix well.

Garnish with parsley, and serve hot.

## FISH BALLS

## 魚丸

YUE YUN

6 pounds pike  
1½ cups salted almonds or peanuts  
½ cup Chinese ham  
6 pounds vegetables in season  
1 teaspoonful cornstarch

(a) Remove the skin from the pike and take out the bones. Run through the grinder three times.

(b) Cut into small pieces the almonds, ham, and the vegetables.

(c) Put the pike into a big bowl and mix with it the cornstarch, 1 cup of water and 1 teaspoonful salt. Stir well for an hour. Be sure to stir in the same direction all the time.

(d) Add the nuts and ham. Mix well.

(e) Wash your hands as clean as possible. Hold the mixture in your hand and squeeze



gently; a small ball will come through the top of the fingers, as shown in the figure. Take off with a spoon. Wash the spoon each time with cold water.

(f) Place the ball in a pan of boiling water. When it comes to the top it indicates it is done and can be placed in a bowl.

(g) Cook the vegetables until done.

(h) Mix together the fish balls, the vegetables and Chinese gravy.



## FRIED FISH BALLS

## 炸魚丸

GUR YUE YUN

6 pounds pike  
1½ cups salted almonds or peanuts  
½ cup Chinese ham  
6 pounds vegetables in season  
1 teaspoonful cornstarch  
2 cups mushrooms

(a) Remove the skin from the pike and take out the bones. Run through the grinder three times.

(b) Cut into small pieces the almonds, ham, and the vegetables.

(c) Put the pike into a big bowl and mix with it the cornstarch, 1 cup of water and 1 teaspoonful salt. Stir well for an hour. Be sure to stir in the same direction all the time.

(d) Add the nuts and ham. Mix well.

(e) Make the fish balls as described on the preceding page. Add a beaten egg, and boil in boiling oil until they turn yellow.

(f) Cook the vegetables and mushrooms until done.

(g) Mix together the fish balls, the vegetables, and Chinese gravy.

## RAW FISH PARTY

## 魚 生

YUE SANG

7 pounds pike  
6 pounds carrots  
2 cups green peppers  
2 pieces ginger root  
1 cup Chinese Chow Chow  
A few lemon leaves  
1 tablespoonful lemon juice  
1 tablespoonful fried sesamum-seed  
1 teaspoonful powdered salted almonds  
1 teaspoonful powdered salted peanuts  
3 tablespoonfuls peanut oil  
1 tablespoonful vinegar  
2 cups chrysanthemums

(a) Remove the skin from the fish and take out the bones. Cut into pieces  $\frac{1}{16}$  inch by 1 inch by  $1\frac{1}{2}$  inches. Dry with a clean cloth.

(b) Cut into pieces  $\frac{1}{16}$  inch by  $\frac{1}{16}$  inch by  $1\frac{1}{2}$  inches the carrots, green peppers, ginger root, Chow Chow, and lemon leaves.

(c) Put the carrots into a suitable bag and squeeze all the juice out of them.

(d) Put the vinegar and a little salt in a

large bowl. Add enough of the carrot and mix well with oil.

(e) Mix the vinegar, oil, peanut powder, and almond powder.

(f) Spread this mixture on top of the fish, and salt. Add the remaining vegetables. Then add oil and mix well.

## FRIED FISH

### 炸 魚

JOUT YUE

6 pounds pike or any fresh water fish  
1 cup vinegar  
1 teaspoonful cornstarch

(a) When the fish has been cleaned, rub inside and out with salt. Then fry in boiling oil until it turns brown.

(b) Add enough water to cover. Stir in the vinegar and the cornstarch. Cook for 10 minutes.

(c) Add Chinese gravy.

**HOT WATER FISH****五 柳 魚****NG LOW YUE**

10 pounds cod  
1 can Chinese Chow Chow  
1 cup vinegar  
2 teaspoonfuls salt

- (a) Clean the cod but do not cut it.
- (b) Pour into a bowl, boiling water equal to 5 times the weight of the fish. Add the salt. Place the fish in this and keep covered until the water gets lukewarm.
- (c) Put the fish on a suitable plate and pour over it the gravy made of the Chow Chow, vinegar, and a little sugar, cornstarch, and salt. Garnish with parsley and serve.

## STEAMED PIKE

## 蒸 魚

JING YUE

5 pounds pike  
2 pieces Chinese onion  
1 cup Chinese mushrooms  
100 threads ginger root  
The same amount of pork

(a) Clean the fish but do not cut it. Rub with salt. Add 1 teaspoonful oil.

(b) Cut the onion, mushrooms, ginger root, and pork into threads,  $1\frac{1}{2}$  inches long. Spread this on top of the fish and steam for  $\frac{1}{2}$  hour.

Garnish with parsley.

**EEL IN NET****網 蟾****MORN SEEN****4 pounds eel****1½ cups skinless chestnuts****1 teaspoonful Fun Wine****White of 1 egg****Lard (leaf lard) enough to wrap the eel**

(a) Put the eel into warm water for 20 minutes. Take out and wash. Cut into pieces 1 inch long. Place in boiling oil and fry until yellow.

(b) Wrap each fried piece of eel with the lard. (This lard is the fat of a pig and looks like net.) Use the white of egg for paste.

(c) Put the wrapped eel into a pan. Add two cups more than enough water to cover. Add the chestnuts and Fun Wine. Cook until nearly dry (with about 2 cups of liquid remaining).

(d) Add Chinese gravy.

Garnish with parsley.



## STEAMED TURTLE

## 燉 龜

DON QUY

- 3 turtles
- 2 cups mushrooms
- 2 cups chestnuts
- $\frac{1}{2}$  pound Chinese roast pork
- $\frac{1}{2}$  cup Fun Wine
- 1 teaspoonful ginger root juice

(a) Put the live turtles into a cooking-pan of cold water. Bring to a boil slowly.

(b) Remove the shell and interior. Wash. Cut the meat into pieces 1 inch by 1 inch by  $1\frac{1}{2}$  inches.

(c) Have a hot fire. Put 2 tablespoonfuls of oil into a frying-pan. When the oil is very hot put in the meat, Fun Wine, and ginger root juice. Fry for 10 minutes. Turn constantly.

(d) Cut the bamboo shoots into pieces  $\frac{3}{4}$  inch by  $1\frac{1}{2}$  inches by  $\frac{1}{16}$  inch. Cut the pork into pieces  $\frac{3}{4}$  inch by  $1\frac{1}{2}$  inches by  $\frac{3}{4}$  inch.

(e) Add to the meat in the frying-pan, the mushrooms, chestnuts, bamboo shoots, pork

and enough primary soup to cover. Bring to a boil.

(f) Put all into a suitable bowl and steam for  $1\frac{3}{4}$  hours.

(g) Skim off any oil which may be on the top. Salt to taste. Not only the meat is delicious but the soup also.

## TURTLE SOUP

龜 湯

QUY TONG

3 turtles  
2 cups mushrooms  
2 cups chestnuts  
 $\frac{1}{2}$  pound Chinese roast pork  
 $\frac{1}{2}$  cup Fun Wine  
1 teaspoonful ginger root juice  
25 cents' worth of Bug Kay

(a) Put the live turtles into a cooking-pan of cold water. Bring to a boil slowly.

(b) Remove the shell and interior. Wash. Cut the meat into pieces 1 inch by 1 inch by  $1\frac{1}{2}$  inches.

(c) Have a hot fire. Put 2 tablespoonfuls of oil into a frying-pan. When the oil is very hot put in the meat, Fun Wine, and ginger root juice. Fry for 10 minutes. Turn constantly.

(d) Cut the bamboo shoots into pieces  $\frac{3}{4}$  inch by  $1\frac{1}{2}$  inches by  $\frac{1}{16}$  inch. Cut the pork into pieces  $\frac{3}{4}$  inch by  $1\frac{1}{2}$  inches by  $\frac{3}{4}$  inch.

(e) Add to the meat in the frying-pan, the

mushrooms, chestnuts, bamboo shoots, pork and enough primary soup to cover. Bring to a boil.

(f) Put into a suitable bowl, add the Bug Kay, Dong Sum, Gay Gee, Yen York and steam for  $1\frac{3}{4}$  hours.

(g) Skim off any oil which may be on the top. Salt to taste. Serve the soup in bowls.

Bug Kay is a plant and can be bought in any Chinese grocery store. It is used both for nourishment and for its flavor. Bug Kay and Dong Sum look like wooden sticks and must be removed before the soup is served.

## SHARK FINS

### 魚翅

#### YUE CHE

This dish has an interesting history. A ruler of China found a large shark in the South Sea. It was killed. Later, in deciding how best to use each part of the animal, a cook by the name of Lang Pow invented this dish. He discovered how delicious and tasty it was. This was in the year 50 B.C.

Shark fins are prepared as follows:

The fins and tails are steeped in boiling water for  $1\frac{1}{2}$  hour. The skin is then scraped off with a knife; and the fins and tails are boiled for an hour or until they fall to pieces. Every piece of meat, skin, and bone is then removed. Only what is left, a fin soft yellow in color, is kept. This is dried and sold from two to three dollars a pound as shark fins.

(a) Buy 2 pounds of dry shark fins from a Chinese grocery store. Soak in cold water for 3 hours.

(b) Boil the fins with a few pieces of dry

garlic and 2 pieces of ginger root. Change the water several times when boiling.

(c) Put into a suitable pan. Add 2 tablespoonfuls of lard, and twice more than enough primary soup to cover. Boil slowly for  $\frac{1}{2}$  hour. Drain off the liquid and throw it away.

(d) Put into another pan, containing 6 pints of primary soup, and boil.

(e) Change again into a third pan of primary soup. Add gravy which consists of 1 cup of chicken starch, the whites of 3 eggs, Chinese ham dice and a little cornstarch and salt. Use 1 tablespoonful red vinegar to improve the taste. Garnish with parsley and serve hot.

## SHRIMP CHOP SUEY

## 炒 蝦 仁

CHOW HAR YUN

2 pounds shrimp with the shells off  
2 cups dry mushrooms  
2 cups bean sprouts  
1 piece of onion cut into threads  
 $\frac{1}{2}$  teaspoonful Fun Wine

(a) Fry mushrooms, bean sprouts, and onion in an oily pan for 10 minutes. Add enough water to cover. Boil for 15 minutes.

(b) Fry the shrimp in a hot, oiled pan and add the Fun Wine. Keep frying until the shrimp turns red.

(c) Mix the shrimp with the mushrooms, bean sprouts, and onion, and add 2 cups of primary soup. When it boils, add Chinese gravy.

**STEAMED SHRIMP****燉 蝦****DON HAB**

**24** large shrimps  
**48** pieces bamboo shoots  
**1** tablespoonful Fun Wine  
**1** teaspoonful ginger root juice

(a) Remove the shells from the shrimps and cut into halves. Fry in a hot oiled pan.

(b) Mix together the Fun Wine and the ginger root juice. Add this liquid to the shrimps. Cook for 5 minutes. Drain off the liquid but do not throw it away.

(c) The 48 pieces of bamboo shoots should be the same size as the halves of the shrimp, 1/16 inch long. Place the shrimp and bamboo shoots in a bowl, arranging them—first a piece of shrimp and then a piece of bamboo shoot, and so on—having them parallel.

(d) Add 1/2 cup primary soup and steam for 2 hours.

(e) Turn now into another bowl by placing the two bowls mouth to mouth. Add gravy and serve.



**FRIED SHRIMP****炸 蝦****JOUT HAR**

- 2 pounds shrimp
- 2 pounds green peppers
- 2 eggs
- 1 tablespoonful cornstarch

(a) Mix up the shrimp, eggs and cornstarch. Add salt to suit the taste. Put one by one into a pan of boiling oil. Fry until brown.

(b) Cut the green peppers into pieces the same size as the shrimp. Fry in an oiled pan for 2 minutes. Then add the shrimp and mix well.

(c) Add enough primary soup to cover. Cook for 10 minutes.

(d) Add Chinese gravy.

Garnish with parsley and serve.

**OYSTER CHOP SUEY****炒 蜆 支 片****CHOW HO SE PIN**

2 dozen oysters  
2 cups bamboo shoots  
2 cups water chestnuts  
2 cups celery  
A few pieces of pork  
1 tablespoonful Fun Wine  
1 teaspoonful ginger juice

(a) Cut the oysters, bamboo shoots, chestnuts, celery, and pork into fragments.

(b) Put the oysters into boiling water for 10 minutes. Then fry the oysters in a hot oiled pan.

(c) Add the Fun Wine and the ginger juice. Continue to cook for 5 minutes.

(d) Fry the bamboo shoots, water chestnuts, celery, and pork in an oiled pan for 5 minutes. Add to oysters.

(e) Add 1 cup primary soup and boil until about 1 cup of liquid remains.

(f) Add Chinese gravy.

## STEAMED OYSTERS

### 燉 蠔 支

DON HO SE

2½ dozen oysters  
Lard-skin (enough to wrap the oysters)  
1 teaspoonful ginger juice  
1 tablespoonful Fun Wine  
Whites of 2 eggs

(a) Wash the oysters. Boil them in water for 10 minutes. Then fry in hot oil.

(b) Add the Fun Wine and ginger juice. Fry for 7 minutes.

(c) Cut the lard-skin into pieces as wide as the oysters and about 4 inches long. Wrap each oyster with a piece of lard-skin, using the white of egg for paste.

(d) Put the wrapped oysters into boiling oil and fry until they are brown.

(e) Now set them in a bowl and steam for 1½ hours.

Serve on lettuce.

## ROASTED OYSTERS

燒 蠔 豉

SU HO SEE

2½ dozen oysters  
1 cup red vinegar  
Sesamum-seed oil  
Sugar  
Salt

(a) Dry the oysters with a clean, dry cloth.  
Then dip in oil.

(b) String the oysters through a wire and  
roast until done over a charcoal fire. Have  
them about 1 foot above the fire.

Serve with a sauce made of the red vinegar,  
sesamum-seed oil, sugar, and salt.

## LOBSTER CHOP SUEY

### 炒 龍 蝦 片

CHOW LUNG HAR PIN.

- 1 lobster (about 6 pounds)
- 2 cups bamboo shoots
- 2 cups water chestnuts
- 2 cups celery
- A few pieces of Chinese onion
- 1 tablespoonful Fun Wine
- 1 teaspoonful ginger root juice

(a) Boil the lobster in water until it turns red. Take off the shell and cut the meat into fragments not longer than  $1\frac{1}{2}$  inches.

(b) Fry the lobster with the Fun Wine, and ginger root juice for 5 minutes over a hot fire.

(c) Cut the bamboo shoots, water chestnuts, celery, and onion into pieces the size of the lobster fragments. Fry these in a hot, oiled pan for 3 minutes. Add water enough to cover and cook for 10 minutes. Then mix with the lobster.

(d) When there is about 1 cup of liquid left, add Chinese gravy, mix well, and serve.

## CRAB

蟹

HI

Crabs are found most abundantly in salt water. The best quality is found in a place where the salt and fresh water mix. Although they exist all the year round, the best months for crabs are February, July, and August. In buying crabs always look for the heavy ones. The light ones contain too much water.

Naturally the most delicious food is crab. This is the only meat which contains enough salt and oil to fit any one's taste.

In cooking crab, therefore, all that is necessary is to wash and steam it until the crab turns red. Serve when hot. Sometimes red vinegar is used in serving but it is not necessary.

Never add salt or oil or butter of any kind because it spoils the flavor.

## CRAB SOUP

蟹湯

HI TONG

6 crabs  
1 cup water chestnuts  
1 cup bamboo shoots  
1 cup mushrooms  
7 pints primary soup

(a) Remove the shells from the crabs and put into boiling water for  $\frac{1}{2}$  hour. By means of a fork take out the meat and break into small pieces.

(b) Cut secondary vegetables into pieces. Cook for 20 minutes.

(c) Now put the secondary vegetables in with the crab.

(d) Add primary soup and cook for 15 minutes.

(e) Add Chinese gravy, mix well, and remove from the stove at once. Stir in parsley and garnish.

## FRIED SOFT-SHELL CRAB

### 炸 軟 壳 蟹

OUT YUN HORK HI

6 soft-shell crabs  
2 eggs  
1 cup red vinegar  
1 tablespoonful cornstarch

(a) Mix the crab with the cornstarch and eggs. Salt to taste.

(b) Fry in boiling oil until golden brown.  
Serve with the red vinegar.



## FRIED CHINESE TOMATO WITH CRAB

### 蟹 燒 茄

HI SUE KAR

6 crabs

Chinese tomato equal in weight to crabs, including shell

1 tablespoonful Fun Wine

$\frac{1}{2}$  teaspoonful ginger juice

1 cup primary soup

(a) Wash the crabs. Open the shell. Steam until they turn red. By means of a fork take off all the meat. Tear it into small pieces.

(b) Fry the tomato in boiling oil until it turns yellow. Then mash into starch.

(c) Fry the crab in a hot, oiled pan.

(d) Add ginger juice and Fun Wine. Turn often.

(e) Add the tomato. Mix well.

(f) Add the primary soup. When all is dry, remove from the stove at once.

(g) Add salt and red vinegar to improve the taste.

Garnish with parsley.

## FRIED CHINESE TOMATO WITH SHRIMP

### 蝦 燒 茄

HAR SUE KAR

3 pounds shrimp  
6 pounds Chinese tomato  
1 tablespoonful Fun Wine  
 $\frac{1}{2}$  teaspoonful ginger juice  
1 cup primary soup

- (a) Fry the shrimp in a hot, oiled pan.
- (b) Fry the tomato in boiling oil until it turns yellow. Then mash into starch.
- (c) Add ginger juice and Fun Wine. Turn often.
- (d) Add the tomato. Mix well.
- (e) Add the primary soup. When all is dry, remove from the stove at once.
- (f) Add salt and red vinegar to improve the taste.

Garnish with parsley.

## WHY SHON PIGEON

## 淮山乳鴿

WHY SHON YUE GOB

6 pigeons

A few pieces of pork

10 cents' worth of Kee Zee

25 cents' worth of Dong Chong Chow

10 cents' worth of Why Shon

This dish not only is nutritious and pleasing to the taste, but it also has great value as a medicine. Physicians often advise sick people to eat *Why Shon Yue Gob*. Its benefits and the results of its use in rebuilding the strength of convalescent people are wonderful and indescribable.

(a) When the pigeons have been washed, rub inside and out with salt. Put in a bowl.

(b) Wash the Why Shon, Kee Zee, Dong Chong Chow, and pork. Add to the pigeons.

(c) Cover with primary soup and steam for 1¾ hours in a double-boiler.

(d) Remove the oil from the top of the liquid. Salt to taste. Use the liquid for soup.

Serve the pigeon with oil and Chinese sauce.

**PIGEON CHOP SUEY****炒 乳 鷄****CHOW YUE GOB**

6 pigeons  
2 cups water chestnuts  
2 cups bamboo shoots  
2 cups mushrooms  
2 cups celery  
2 cups primary soup

(a) Take the bones out of the pigeons and cut the meat into thin pieces. Put into a hot, oiled pan and fry for 5 minutes.

(b) Cut the secondary vegetables into thin pieces. Put into a hot pan and fry for 2 minutes. Add water and cook for 15 minutes.

(c) Add the secondary vegetables to the pigeon fragments. Mix well.

(d) Add primary soup and cook for 5 minutes.

(e) Add Chinese gravy.

## BIRD-NEST IN PIGEON

## 鴿吞燕

GOB TON YIN

6 pigeons  
2 cups bird-nest  
1 cup primary soup  
1 piece of ginger root

(a) Soak the bird-nest in cold water for 1 hour. Shake off any feathers, etc. Wash gently and boil for  $1\frac{3}{4}$  hours with the ginger.

(b) Pick the pigeons. Chop off the head, feet and wings. Cut one line 3 inches long and take out the interior. Wash the pigeons and rub inside and out with salt. Place in a bowl with the cut side on top.

(c) Fill the pigeons with the bird-nest and primary soup. Steam for  $2\frac{1}{4}$  hours in a double-boiler.

(d) Now transfer into a larger bowl by putting the two bowls mouth to mouth.

Garnish with Chinese ham dice.

**FRIED PIGEON****燒乳鴿****SUE YE GOB**

Clean 6 young pigeons, or squabs, and put them into a bowl of Chinese sauce. Fry in boiling oil until yellow. Serve when hot with spicery salt.

## PIGEON HASH

## 乳 鴿 鬆

YE GOB SONG

- 4 pigeons
- 2 cups water chestnuts
- 2 cups mushrooms
- 2 cups bamboo shoots
- $\frac{1}{2}$  teaspoonful ginger juice
- 1 teaspoonful Fun Wine
- 1 head of lettuce
- 1 tablespoonful ham dice
- 1 cup fried noodles

(a) Cut into very small pieces the pigeons, water chestnuts, mushrooms, and bamboo shoots. Cut the lettuce into threads.

(b) Fry the chopped pigeon in a hot, oiled pan.

(c) Add the ginger juice and Fun Wine.

(d) Add the vegetables and mix well.

(e) Add enough primary soup to cover and cook until done.

(f) Add Chinese gravy and remove from the stove at once. Salt to suit the taste.

Serve on top of the lettuce. Use the Chinese ham dice and fried noodles as a garnish.

## QUAIL HASH

鵪 鶉 鬆

ARM CHUN SONG

- 4 quails
- 2 cups water chestnuts
- 2 cups mushrooms
- 2 cups bamboo shoots
- $\frac{1}{2}$  teaspoonful ginger juice
- 1 teaspoonful Fun Wine
- 1 head of lettuce
- 1 tablespoonful ham dice
- 1 cup fried noodles

(a) Cut the quail, water chestnuts, mushrooms, and bamboo shoots into very small pieces. Cut the lettuce into threads.

(b) Fry the chopped quails in a hot, oiled pan.

(c) Add the secondary vegetables and mix well.

(d) Add enough primary soup to cover and cook until done.

(e) Add Chinese gravy and remove from the stove at once. Salt to suit the taste.

Serve on top of the lettuce. Use the Chinese ham dice and fried noodles as a garnish.



## PARTRIDGE HASH

鷓鴣鬆

JAR QUO SONG

- 4 partridges
- 2 cups water chestnuts
- 2 cups mushrooms
- 2 cups bamboo shoots
- $\frac{1}{2}$  teaspoonful ginger juice
- 1 teaspoonful Fun Wine
- 1 head lettuce
- 1 tablespoonful ham dice
- 1 cup fried noodles

(a) Cut the partridges, water chestnuts, mushrooms, and bamboo shoots into very small pieces. Cut the lettuce into threads.

(b) Fry the chopped partridges in a hot, oiled pan.

(c) Add the ginger juice and Fun Wine.

(d) Add the vegetables and mix well.

(e) Add enough primary soup to cover and cook until done.

(f) Add Chinese gravy and remove from the stove at once. Salt to suit the taste.

Serve on top of the lettuce. Use the Chinese ham dice and fried noodles as a garnish.

**PARTRIDGE CHOP SUEY****炒 鷓 鴒****CHOW JAR QUO**

- 4** partridges
- 2** cups water chestnuts
- 2** cups mushrooms
- 2** cups celery
- 2** cups primary soup

(a) Take the bones out of the partridges and cut the meat into thin pieces. Put into a hot, oiled pan and fry for 5 minutes.

(b) Cut the secondary vegetables into thin pieces. Put into a hot pan and fry for 2 minutes. Add water and cook for 15 minutes.

(c) Add the secondary vegetables to the partridge fragments. Mix well.

(d) Add primary soup and cook for 5 minutes.

(e) Add Chinese gravy.

## WHY SHON PARTRIDGE

### 淮 山 鷓 鴒

WHY SHON JAR QUO

6 partridges

A few pieces of pork

10 cents' worth of Why Shon

10 cents' worth of Kee Zee

25 cents' worth of Dong Chong Chow

(a) When the partridges have been washed, rub inside and out with salt. Put in a bowl.

(b) Wash the Why Shon, Kee Zee, Dong Chong Chow, and pork. Add to the partridges.

(c) Cover with primary soup and steam for  $3\frac{3}{4}$  hours in a double-boiler.

(d) Remove the oil from the top of the liquid. Salt to taste. Use the liquid for soup.

Serve the partridge with oil and Chinese sauce.

## DEER

## 鹿 肉

' LOCK YOK

2 pounds deer  
2 cups water chestnuts  
2 cups mushrooms  
2 cups bamboo shoots  
1 pound chicken meat  
 $\frac{1}{2}$  teaspoonful ginger juice  
1 tablespoonful Fun Wine  
A few pieces of sugar-cane about 3 inches long, unskinned

(a) Cut the deer into pieces  $1\frac{1}{2}$  inches by  $1\frac{1}{2}$  inches by 1 inch. Cut the secondary vegetables into small pieces.

(b) Fry the deer in a hot, oiled pan. Turn constantly.

(c) Add the ginger juice, sugar-cane, and a little salt. Add the secondary vegetables and the chicken and cook for 5 minutes.

(d) Add enough primary soup to cover and bring to a boil.

(e) Transfer to a suitable bowl. Put the Fun Wine on top. Steam for 2 hours.

Serve with oil and Chinese sauce.

## ROAST GOOSE

燒鵝

SUE OR

- 1 goose
- 1 teaspoonful spicery powder
- 1 cup Chinese sauce
- A few drops sesamum-seed oil
- 1 teaspoonful salt

(a) Put the goose in hot, not boiling, water for 2 minutes and then add the spicery powder, sauce, oil, and the salt. Leave the goose in for 20 minutes. Be sure every bit of goose is dipped into it.

(b) Place the goose, as shown in cut on page 50. Start the fire before this, so that the wall is hot. Let the goose roast for 1 hour. A hot fire is necessary before the goose is put in. Afterward have a low fire. There must be no smoke.

## WINKLE

## 炒 響 螺

CHOW HUNG LOB

3 winkles  
2 cups water chestnuts, unshelled  
2 cups mushrooms  
2 cups bamboo shoots  
1 cup celery  
A few pieces of pork  
 $\frac{1}{2}$  teaspoonful ginger root juice  
1 tablespoonful Fun Wine  
1 cup primary soup

(a) Wash the winkles carefully. Break the shell. Take the meat out. Cut into pieces  $\frac{1}{16}$  inch by  $1\frac{1}{2}$  inches by  $1\frac{1}{2}$  inches.

(b) Cut the secondary vegetables and the pork into pieces and fry in a hot, oiled pan. Add enough water to cover. Cover the pan and cook until done.

(c) Fry the meat over a quick fire in a hot, oiled pan. Add the ginger root juice and the Fun Wine.

(d) Now add the secondary vegetables and mix well.

(e) Add the primary soup and Chinese gravy.

Serve with Chinese ham dice and parsley for garnish.

## PLAIN OMELET



CHOW DON

1½ eggs  
A little oil  
Salt  
Chinese ham dice  
Parsley

(a) Break the eggs in a bowl. Add oil and salt. Beat well.

(b) Put plenty of oil in a hot frying-pan. Be sure that every part of the pan is covered with oil.

(c) Have a medium fire. Place the eggs in the pan and keep turning with a cooking-shovel.

(d) When the omelet is done add the Chinese ham dice and parsley for garnish.



## PORK OMELET

### 芙蓉肉

FO YUNG YORK

12 eggs  
1 pound pork  
2 onions  
2 cups bamboo shoots  
2 cups water chestnuts

Twelve eggs, a little oil, salt, Chinese ham dice, parsley.

(a) Beat the eggs well and put them in a bowl with oil and salt.

(b) Cut the onions, pork, bamboo shoots, and water chestnuts into threads  $1\frac{1}{2}$  inches long.

(c) Mix together all of the ingredients and fry in boiling oil until done.

(d) Put all in a bowl and add Chinese gravy.

**CHICKEN OMELET****芙蓉雞**

FO YUN GUY

12 eggs  
1½ pounds chicken  
2 onions  
2 cups bamboo shoots  
2 cups water chestnuts  
2 cups mushrooms

(a) Beat the eggs well and put them in a bowl with oil and salt.

(b) Cut the onions, chicken, bamboo shoots, water chestnuts, and mushrooms into threads 1½ inches long.

(c) Mix together all of the ingredients and fry in boiling oil until done.

(d) Put all in a bowl and add Chinese gravy.

## SHRIMP OMELET

芙蓉蝦

FO YUNG HAR

12 eggs  
1 pound shrimp  
2 onions  
2 cups bamboo shoots  
2 cups water chestnuts  
2 cups mushrooms

(a) Beat the eggs well and put them in a bowl with oil and salt.

(b) Cut the onions, shrimp, bamboo shoots, water chestnuts, and mushrooms into threads  $1\frac{1}{2}$  inches long.

(c) Mix together all of the ingredients and fry in boiling oil until done.

(d) Put all in a bowl and add Chinese gravy.

**CRAB OMELET****芙蓉蟹****FO YUNG HIGH**

6 crabs  
12 eggs  
2 onions  
2 cups bamboo shoots  
2 cups water chestnuts  
2 cups mushrooms

(a) Beat the eggs well and put them in a bowl with oil and salt.

(b) Cut the onions, crabs, bamboo shoots, water chestnuts, and mushrooms into threads  $1\frac{1}{2}$  inches long.

(c) Mix together all of the ingredients and fry in boiling oil until done.

(d) Put all in a bowl and add Chinese gravy.

## LOBSTER OMELET

### 芙蓉龍蝦

FO YUNG LUNG HA

3 pounds lobster  
12 eggs  
2 cups bamboo shoots  
2 cups water chestnuts  
2 cups mushrooms  
2 onions

(a) Beat the eggs well in a bowl with oil and salt.

(b) Cut the onions, lobster, bamboo shoots, water chestnuts, and mushrooms into threads  $1\frac{1}{2}$  inches long. Cook until done.

(c) Add beaten eggs and mix well. Continue to cook until eggs are done.

**BEAN CAKE OMELET****芙蓉豆腐****FO YUNG DOW FO**

12 eggs  
A little oil  
Salt  
6 pieces bean cake  
Chinese ham dice  
Parsley

(a) Beat the eggs with a little salt and oil.

(b) Fry the bean cakes in an oiled pan.

Add water and boil for 10 minutes.

(c) Put plenty of oil in the pan, greasing it well all over. Put in the egg. Keep on turning until nearly done. Add the bean cake and cook until done.

Use Chinese ham dice and parsley for garnish.

## FRIED EGGS

## 油 炸 旦

YOUT JAR DON

12 eggs  
1 cup dried mushrooms  
1½ pounds chicken  
A few Chinese onions  
A piece of ginger root

(a) Boil the eggs until hard. Take off the shell without destroying the shape of the eggs. Now fry them in boiling oil.

(b) Cut the mushrooms, chicken, bamboo shoots, and ginger root into threads 1½ inches long. Fry for 5 minutes in a hot, oiled pan.

(c) Pour this over the eggs. Add twice more than enough primary soup to cover and cook until 2 cups of liquid remain.

(d) Add Chinese gravy.

Serve with parsley as a garnish.

## EGG ROLL

日 卷

DAN GUN

6 eggs  
2 tablespoonfuls dry mushrooms  
2 tablespoonfuls bean sprouts  
2 tablespoonfuls chicken meat  
2 tablespoonfuls Chinese ham

(a) Break the eggs into a bowl. Beat well with oil and salt. Have a low fire. Oil pan. Place in it one tablespoonful of well-beaten egg. Take hold of the pan and let the egg run all over the surface of the pan. A layer of egg will be formed.

(b) Cut the mushrooms, Chinese ham, bean sprouts, and chicken into threads. Fry for 5 minutes in an oiled pan. Salt to suit the taste. Add enough water to cover and cook until dry. When nearly dry, turn constantly to prevent burning.

(c) Roll this in the egg, making the roll 1 inch in diameter and as long as the egg layer. Use white of egg for paste. Cut carefully into the desired length.

(d) Add Chinese gravy.



## CHECKER-BOARD EGGS

## 棋盤旦

KA GE DON

- 12 eggs
- 1 tablespoonful Chinese ham
- 2 cups bamboo shoots
- 1 cup celery
- 1 cup water chestnuts

(a) Cut the ham and secondary vegetables into threads  $1\frac{1}{2}$  inches long. Fry in an oiled pan. Mix well. Add enough primary soup to cover. Cook until done. Salt to suit the taste.

(b) Beat the eggs well with oil and salt. Put them into a hot pan and let them run all over the pan evenly. Turn over.

(c) Put this egg layer on a dish. Cover one-half of the layer with the fried ham, bamboo shoot, celery, and water chestnuts about  $\frac{3}{4}$  inch thick. Then cover this with the other half of the egg layer.

(d) Add Chinese gravy.

## FISH ROLL

## 魚 肉 旦 卷

YEE YORK DAN GUN

6 eggs  
4 pounds pike  
1 tablespoonful Chinese ham  
1 cup peanuts, pounded  
1 cup Chinese roast pork

(a) Break the eggs into a bowl. Beat well with oil and salt. Have a low fire. Oil pan. Place into it 1 tablespoonful well beaten egg. Take hold of the pan and let the egg run over the surface of the pan. A layer of egg will be formed.

(b) Remove the skin from the pike and take out the bones. Grind the meat through a fine grinder several times, or pound with a hammer as fine as possible. Beat well for  $\frac{3}{4}$  hour with salt and a small amount of oil.

(c) Cut the Chinese ham and pork into dice. Mix well with the remaining egg, the pike, and the peanuts.

(d) Roll this mixture into the egg layer,

having the layer 1 inch in diameter. Steam for  $\frac{3}{4}$  hour.

(e) Cut into the desired length and add Chinese gravy.

## GOLD AND SILVER EGG

## 金 銀 旦

GOM NON DON

12 eggs

3 pounds pike

1 tablespoonful Chinese ham

(a) Break the eggs carefully. Put the whites in one bowl and the yolks in another bowl. To each bowl add an equal amount of cold, boiled water and mix well.

(b) Grind or hammer the pike (with skin and bones removed). Beat with a little water. Mix well with the whites of the eggs. Salt to suit the taste.

(c) Chop the Chinese ham into pieces as small as possible. Mix with the yolks of the eggs. Salt to suit the taste.

(d) Now put the Chinese ham on one side of the dish and the pike on the other side. Do not let them mix. Steam for 20 minutes. When done there will be gold color on one side of the dish and silver on the other side.

Add oil and parsley before serving.

## STUFFED EGG

饅 旦

YUNG DON

6 eggs

Shrimp or crab meat chopped fine

Chinese ham, diced

Chicken, chopped fine

Water chestnuts or Chinese onions chopped  
fine

(The amount of meat and water chestnuts combined should be one-half the volume of the yolks of the eggs.)

(a) Oil enough egg cups. Break the eggs carefully into these, putting in the whites first. Now put the unbeaten yolk in the center of the cup, letting it float on top. Steam the eggs until done.

(b) With a spoon carefully take off the yolk of the egg.

(c) Fill the egg with the chicken and other ingredients, well mixed. Steam about 20 minutes.

Serve with sesamum-seed oil and sauce.

FISH SWIMMING IN A GOLDEN  
POND

魚 肉 蒸 旦

YUE YORK JING DON

7 eggs

2 pounds pike

1 tablespoonful Chinese ham dice

(a) Remove the skin from the pike. Cut the meat into small pieces.

(b) Mix the eggs with an equal amount of cold, boiled water. Beat well. Salt to suit the taste.

(c) Put the eggs in a suitable bowl. Spread the pike on top. Steam for 20 minutes.

Garnish with the ham and parsley, and serve with oil and sauce.

## SHRIMP IN GOLDEN POND

### 蝦 蒸 旦

HAR JING DON

7 eggs

1 pound shrimp

1 tablespoonful Chinese ham dice

(a) Remove the skin from the shrimp. Cut the meat into small pieces.

(b) Mix the eggs with an equal amount of cold, boiled water. Beat well. Salt to suit the taste.

(c) Put the eggs in a suitable bowl. Spread the shrimp on top. Steam for 20 minutes.

Garnish with the ham and parsley, and serve with oil and sauce.

## CRAB IN GOLDEN POND

## 蟹肉蒸蛋

HI JOK JING DON

7 eggs

3 pounds crab

1 tablespoonful Chinese ham dice

(a) Remove the shell from the crab. Cut the meat into small pieces.

(b) Mix the eggs with an equal amount of cold, boiled water. Beat well. Salt to suit the taste.

(c) Put the eggs in a suitable bowl. Spread the crab on top. Steam for 20 minutes.

Garnish with the ham and parsley, and serve with oil and sauce.



## LOBSTER IN GOLDEN POND

### 龍蝦蒸旦

LUNG HA JING DON

7 eggs

3 pounds lobster

1 tablespoonful Chinese ham dice

(a) Remove the shell from the lobster. Cut the meat into small pieces.

(b) Mix the eggs with an equal amount of cold, boiled water. Beat well. Salt to suit the taste.

(c) Put the eggs in a suitable bowl. Spread the lobster on top. Steam for 20 minutes.

Garnish with the ham and parsley, and serve with oil and sauce.

**BEAN SPROUTS****芽 菜****AR CHOY**

Soak some beans in water in a flat dish. Spread the beans out; do not let one cover another.

Cover with a piece of wet cloth, and water every morning. The sprouts will appear in two nights.

They are ready to eat when they are 2 inches long.

Bean sprouts are palatable and very nutritious.

## BEAN CAKE

豆付

DO FO

This is a most delicious dish for its price. Many people in Paris can tell you how delicious it is, for there is a factory in Paris which makes millions of dollars each year by manufacturing this cake.

The process of making bean cake is really so complicated that it would require a separate volume to describe it.

Put white beans in cold water for a few hours. Then grind in a water stone-grinder. Cook for 5 hours with calcium powder. Let it filter through a cloth and run into a cup or bowl. When cool it becomes solid. Tie this in a piece of cloth and boil. This is called bean cake.

**BEAN CAKE CHOP SUEY****豆付雜****DO FO JAP**

**1½ pounds pork**  
**10 pieces bean cake**  
**2 cups onions**

(a) Cut the pork, bean cake, and the onions into small pieces.

(b) Put them into an oiled pan and fry for 10 minutes.

(c) Add enough water to cover. Cover the pan and cook for 15 minutes.

(d) Add Chinese gravy.

Serve hot, in individual bowls.

**CHICKEN STARCH BEAN CAKE****雞 蓉 豆 付**

GUY YUNG DO FO

Chicken starch is made by pounding chicken, without the skin and bone, as fine as possible. It is best to pound it with a hammer on a chopping-board. Add to this 1 teaspoonful of cornstarch, white of an egg, and one cup of primary soup. Stir well.

In using chicken starch, always pour it into the substance before placing the pan on the stove. Keep stirring. Take the pan away from the fire just as it begins to boil. The flavor is bad if it boils too long.

(a) Fry five pieces of bean cake in boiling oil for 5 minutes. Cut them into  $\frac{1}{4}$  inch cubes. Put in cold water until no oil floats on the top.

(b) Mix well the bean cake with one-half as much Chinese ham dice and an equal amount of milk. Cook in a pan until just done.

(c) Add the chicken starch, and sugar to suit the taste. Watch the heat carefully so that the chicken starch will not be too well done.

## STUFFED TRIANGLE BEAN CAKE

## 餛 豆 付

YUNG DO FO

- 12 bean cakes
- 3 pounds pike
- $\frac{1}{2}$  cup Chinese ham dice
- $\frac{1}{2}$  cup Chinese onion dice
- $\frac{1}{2}$  cup salted almonds

Bean cakes come in pieces about 2 inches by 2 inches. Cut each cake into two triangles, as shown in the figure. Now cut the triangles as in figure *b*. Remove the pieces as in *c*. Leave the hole as shown in figure *d*.

(*a*) Grind or pound the pike. Stir up in a small amount of salt water for  $\frac{1}{2}$  hour.

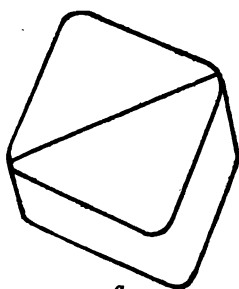
(*b*) Mix with the ham, onions, and almonds.

(*c*) Fill the hole in the bean cake with this mixture. Fry in boiling oil until yellow.

(*d*) Cook the fried bean cake triangles in primary soup for  $\frac{1}{2}$  hour.


(*e*) Add a gravy made of Chinese sauce, a few drops of sesamum-seed oil, sweet sauce, and cornstarch.

Garnish with parsley.



*a*

Stuffed Triangle Bean Cake




*b*

Shows how to cut



Removed from



*d*

Ready to fill

## RUBY MIXED WITH PEARLS

### 火 腿 豆 付 雞 粒

FOR TOY DO FO GUY NUP

9 bean cakes  
1 pound Chinese ham  
1 pound shrimp

(a) Remove the thin outer layer from the bean cakes.

(b) Cut the ham and the shrimp into  $\frac{1}{4}$  inch cubes.

(c) Boil all together in a pan of primary soup until the shrimp turns red.

(d) Add Chinese gravy.  
Garnish with parsley.



## BEAN BISCUIT

## 豆沙包

DO SAR BOW

- 1 pound red beans
- 2 pounds flour
- $\frac{1}{2}$  cup lard
- 1 teaspoonful salt
- 2 teaspoonfuls baking powder

(a) Cook the beans in water for 3 hours, and mash. Place in water so that the skins of the beans float on top. Remove these and then filter the beans through a thick cloth and let dry. Now mix with the lard and a little sugar.

(b) Sift the flour and mix with it enough cold water to make a thin dough.

(c) Roll the dough out thin. Cut in the size of biscuits.

(d) Now roll these biscuits flat and fill each one with the beans, wrapping the dough around the beans to make a perfect ball. Close the dough up carefully.

(e) Let the dough biscuits stand in a double-boiler for 10 minutes before putting on the fire. Steam for  $\frac{3}{4}$  hour.

## STUFFED SQUASH

## 餛 節 瓜

YUNG CHIN GUAR

- 1 squash
- 3 pounds pike, ground
- 2 tablespoonfuls Chinese ham dice
- 2 Chinese onions, diced
- $\frac{1}{2}$  cup salted almonds, diced

(a) Put the pike in a small amount of salt water and stir for  $\frac{1}{2}$  hour. Then mix with the ham, onions, and almonds.

(b) Remove the seeds from the squash and fill with the pike, ham, etc. Fry in boiling oil until yellow.

(c) Cook in primary soup for  $\frac{1}{2}$  hour.

(d) Add a gravy made of Chinese sauce, a few drops of sesamum-seed oil, sweet sauce, and cornstarch.

Garnish with parsley.

**STUFFED GREEN PEPPERS****饅 辣 椒****YUNG LAR CHU**

- 18 green peppers
- 3 pounds pike, ground
- 2 tablespoonfuls Chinese ham dice
- 2 Chinese onions, diced
- 1/2 cup salted almonds, diced

(a) Put the pike in a small amount of salt water and stir for 1/2 hour. Then mix with the ham, onions, and almonds.

(b) Cut the peppers into halves, take out the seeds, and fill with the pike, ham, etc. Fry in boiling oil until yellow.

(c) Cook in primary soup for 1/2 hour.

(d) Add a gravy made of Chinese sauce, a few drops of sesamum-seed oil, sweet sauce, and cornstarch.

Garnish with parsley.

## IMMORTAL FOOD

齋

JAI

Dr. Wu Tingfang, the former Ambassador from China to the United States, told his friends that he would return to America in fifty years. He said this as he left the United States. He was then over sixty years old. His reason for expecting long life is that he lives entirely on dishes which contain no meat.

Buddha said that if you leave meat alone you will live forever. Therefore the priests and nuns belonging to the Buddhist religion live on dishes which contain no meat.

There are many of these dishes.

## FOOD OF THE GOD OF LAW HORN

## 羅 漢 齋

## LAW HORN JAI

12 pieces bean cake  
2 cups white nuts  
2 cups fungus  
A few pieces of bean stick  
2 cups bamboo shoots  
2 cups dry mushrooms

(a) Cut each bean cake into 4 pieces. Fry in boiling oil until nicely brown. Put in cold water and change the water until no oil floats on the top.

(b) Soak the fungus, bean stick, and nuts in cold water for  $1\frac{1}{2}$  hour.

(c) Cut the bamboo shoots into pieces  $1\frac{1}{2}$  inches by 1 inch by  $1/16$  inch.

(d) Put all the ingredients except the mushrooms into an oiled pan and cover with water. Cook for 1 hour.

(e) Add the mushrooms and cook for 15 minutes.

(f) Add Chinese gravy.

**SOFT IMMORTAL FOOD****軟 齋****YUEN JAI**

12 pieces bean cake  
2 cups dry mushrooms  
4 ounces Chinese vermicelli  
A few bean sticks

(a) Cut each piece of bean cake into 4 pieces.

(b) Soak the mushrooms, vermicelli, and bean sticks in water for  $\frac{1}{2}$  hour. Cut the vermicelli into pieces 3 inches long.

(c) Put all of the ingredients in cold water and cook for 1 hour. Put in plenty of oil and red cheese.

(d) Add Chinese gravy.

## HARD IMMORTAL FOOD

硬 齋

ARN JAI

12 pieces bean cake  
East melon (twice the amount of bean cake)  
2 cups white nuts

(a) Cut each bean cake into 4 pieces. Cut the melon into pieces 1 inch by 1 inch by  $1\frac{1}{2}$  inches.

(b) Fry all in an oiled pan.

(c) Add enough water to cover. Add  $\frac{1}{4}$  cake of red cheese and plenty of oil. Mix. Cook for 1 hour.

## DRY FOODS

### 臘 味

LAB MAY

In ancient times the people preserved foods for future use. They would hunt in summer, store away the food, and eat it in winter. It is very important to store away food. In the European War, for instance, the English blockade cannot starve the Germans because they have plenty of stored foods. Dry foods are a necessity.

The Oriental people have the same idea as to storing foods and as to the sanitary preparation of these foods.

If the dry foods were not sanitary they could not be imported into America. Every food has to be examined by a doctor. All these prepared foods are certified by a doctor's certificate which is proof that they are sanitary.



## CHINESE FRANKFURTER

## 臘 腸

LAB CHUNG

(a) Get the outside lining of the small intestine of a pig. Wash thoroughly with salt and then put into hot water for 10 minutes. Tie one end, force air through from the other end, and tie. Dry in the hot sun.

(b) Cut pork into pieces  $\frac{3}{4}$  inch by  $\frac{3}{4}$  inch by  $\frac{3}{4}$  inch. To every pound of pork add 3 ounces of salt, 1 tablespoonful of sweet sauce, 1 tablespoonful of Fun Wine, and a few threads of orange skin. Mix well.

(c) By means of a funnel, put this mixture into the pig lining. Tie the skin about every 6 inches. Punch plenty of small holes with a needle.

(d) Expose in the hot sun for 1 day. Put in a windy place for 4 days. The air should be dry, so it is best to make these in the fall or winter.

Chinese Frankfurter should be kept in a

china jar. At least they must be kept in a jar for 5 days before being eaten.

Steam them in a double-boiler for  $\frac{1}{2}$  hour before serving. Serve with fried potatoes or fried gray potatoes underneath.

## CHINESE FRANKFURTERS ON RICE

### 臘 腸 煲 飯

LAB CHUNG BO FON

3 cups rice

6 pairs Chinese frankfurters

(a) Wash the rice 3 times. Put in a covered pan with  $7\frac{1}{2}$  cups water and cook until boiled.

(b) Place the Chinese frankfurters on top of the rice. When dry keep over a low fire. Move the pan frequently to prevent burning. Take from the stove and keep the cover on for 10 minutes.

(c) Take out the Chinese frankfurters and cut into the required size.

(d) Add salt, mix well.

This makes a very dainty winter breakfast. The juice from the frankfurters gives the rice a delicious flavor.

## CHINESE FRANKFURTERS WITH VEGETABLES

菜 炒 臘 腸

CHOY CHOW LAB CHUNG

9 pairs Chinese frankfurters

Any Chinese vegetables (twice the amount of  
the frankfurters)

(a) Cut the vegetables into pieces 1 inch by 1 inch by 1½ inches. Fry in an oiled pan with salt until the volume is considerably reduced. Add water enough to cover.

(b) Add the frankfurters. Cover and cook until nearly dry.

(c) Add Chinese gravy.

## LAMB FRANKFURTERS

## 羊 肉 腸

YUNG YORR CHUNG

(a) Get the outside lining of the small intestine of a pig. Wash thoroughly with salt and then put into hot water for 10 minutes. Tie one end, force air through from the other end, and tie. Dry in the hot sun.

(b) Cut lamb into pieces  $\frac{3}{4}$  inch by  $\frac{3}{4}$  inch by  $\frac{3}{4}$  inch. To every pound of lamb add 3 ounces of salt, 1 tablespoonful of sweet sauce, 1 tablespoonful of Fun Wine, and a few threads of orange skin. Mix well.

(c) By means of a funnel fill this mixture into the lining. Put a knob about every six inches. Punch plenty of small holes with a needle.

(d) Expose in the hot sun for 1 day. Put in a windy place for 4 days. The air should be dry, so it is best to make these in the fall or winter. Never make them in the summer or spring.

Put the frankfurters in a china jar for at

least 5 days before using them—the longer, the better.

Steam for  $\frac{1}{2}$  hour before serving. Serve with fried potatoes or fried gray potatoes underneath.

## GOLD AND SILVER FRANK- FURTERS

### 金 銀 腸

GOM NUN CHUNG

(a) Get the outside lining of the small intestine of a pig. Wash thoroughly with salt and then put into hot water for 10 minutes. Tie one end, force air through from the other end, and tie. Dry in the hot sun.

(b) Cut pork into pieces  $\frac{3}{4}$  inch by  $\frac{3}{4}$  inch by  $\frac{3}{4}$  inch. To every pound of pork add an equal amount of pig liver, which has been rubbed with salt, washed thoroughly, and cut into pieces the same size as the pork. To this add 3 ounces of salt, 1 tablespoonful of Fun Wine, and a few threads of orange skin. Mix well.

(c) By means of a funnel fill this into the lining. Put a knob about every six inches. Punch plenty of small holes with a needle, to let in the air.

(d) Expose in the hot sun for 1 day. Put in a windy place for 4 days.

Keep them in a china jar for at least 5 days before serving.

Steam in a double-boiler for  $\frac{1}{2}$  hour. Serve with fried potatoes or fried gray potatoes underneath.



## SPICED PORK

## 醬 肉

JUNG YORK

To each pound of pork use 2 ounces of spicy salt,  $1\frac{1}{2}$  teaspoonfuls of salt,  $1\frac{1}{2}$  teaspoonfuls of sugar. Mix and rub over the pork. Expose to the hot sun for 1 day. Dip into 5 ounces of sauce residue. Mash. Add  $1\frac{1}{2}$  ounces of sweet sauce, 2 ounces of good Fun Wine. Mix well.

Wrap up with Chinese tissue-paper, and put in a dry place where it can stay until dry. It is now ready for cooking.

(a) Cut 1 pound of spiced pork into pieces 1 inch by 1 inch by  $1\frac{1}{2}$  inches.

(b) Use about 10 bean cakes. Cut each cake into 4 pieces. Fry until yellow.

(c) Cut about 3 pounds of any Chinese vegetables into pieces the same size as the pork.

(d) Cook the pork, bean cakes, and vegetables in water in an oiled pan for  $\frac{1}{2}$  hour.

(e) Add Chinese gravy.

**DRY PORK****臘 肉****LAB YORK**

To each pound of pork use 3 ounces of salt. Rub all over and let stand for 1 night. The next morning wash the pork in hot water. Dry in the sun for 1 day.

When dry, rub well with a brush on which is sweet sauce and *Gong Chung*. Keep on doing this four times a day for 5 days.

Keep in a china jar one week before cooking.

*Gong Chung* is a residue of another kind of Chinese sauce.

## SPICED PORK WITH GRAY POTATOES

### 芋頭蒸醬肉

WO TOU JING JUNG YORK

1 pound spiced pork  
2 cups gray potatoes  
A few Chinese onions

(a) Cut the pork and the potatoes into pieces 1 inch by 1 inch by  $1\frac{1}{2}$  inches.

(b) Cook the pork, the potatoes and the onions in plain water in an oiled pan for  $\frac{1}{2}$  hour.

(c) Add Chinese gravy.

**DRY PORK ON RICE****臘 肉 飯****LAB YORK FON**

**3 cups rice**  
**1 pound dry pork**

(a) Wash the rice 3 times. Put in a covered pan with 7 cups of water and cook until done.

(b) Place the pork on top of the rice. When dry remove to the back of the stove. Shake the pan frequently to prevent burning. Remove from the stove and keep the cover on for 10 minutes.

(c) Take out the pork and cut into the required size.

(d) Add salt and mix well.

## DRY PORK WITH GRAY POTATOES

## 芋頭煮臘肉

WO TOW GE LAB YORK

To each pound of pork use 2 ounces of spicery salt,  $1\frac{1}{2}$  teaspoonfuls of salt,  $1\frac{1}{2}$  teaspoonfuls of sugar. Mix and rub over the pork. Expose to the hot sun for 1 day. Dip into 5 ounces of sauce residue. Mash. Add  $1\frac{1}{2}$  ounces of sweet sauce, 2 ounces of good Fun Wine. Mix well.

Wrap up with Chinese tissue-paper, and put in a dry place where it can stay until dry. It is now ready for cooking.

(a) Cut 1 pound of dry pork into pieces 1 inch by 1 inch by  $1\frac{1}{2}$  inches.

(b) Use about 2 pounds of bean cakes. Cut each cake into 4 pieces. Fry until yellow.

(c) Cut about 3 pounds of gray potatoes into pieces the same size as the pork.

(d) Cook the pork, bean cakes, and gray potatoes in plain water in an oiled pan for  $\frac{1}{2}$  hour.

## DRIED PORK WITH FRIED BEAN CAKE AND CHINESE VEGETABLES

### 豆付菜 煮臘肉

DO FO CHOY GE LAB YORK

(a) Cut 1 pound pork into pieces 1 inch by 1 inch by  $1\frac{1}{2}$  inches.

(b) Use about 10 bean cakes. Cut each bean cake into 4 pieces. Fry until yellow.

(c) Cut about 3 pounds of any Chinese vegetables into pieces the same size as the pork.

(d) Cook the pork, bean cakes, and vegetables in plain water in an oiled pan for  $\frac{1}{2}$  hour.

(e) Add Chinese gravy.

## DRY DUCK

臘 鴨

LAB ARP

Duck can be dried successfully only in a certain place where the air is suitable; therefore the method need not be discussed here.

The best quality comes from Nan On, Kong Shi province, China. Next to that the best comes from Nan Hong, and from Kong Yon, Onong Duy province.

## DRY DUCK ON RICE

### 臘 鴨 煲 飯

LAB ARB BO FON

(a) Wash thoroughly 3 cups rice. Put it in a covered pan, add 7 cups of water, and boil until the rice is done.

(b) Put dry duck on top of the rice and cook until the water has evaporated. Shake the pan frequently to prevent burning. Remove from the stove and keep the cover on for 10 minutes.

(c) Take out the duck and cut into the required size.

(d) Add salt. Mix well.



**DRY FLAT FISH CHOP SUEY****炒 尤 魚****CHOW YOU YUE**

The best quality of dry flat fish comes from Kowloon, China. The poorest ones are those from Japan. They are thicker.

(a) Soak the dry flat fish for  $\frac{3}{4}$  hour. Wash thoroughly. Take off a piece of bone on the center of one side of it. On the bone side put knife-marks one-half as deep as it is thick, as shown in the figure. Then cut into 2 inches by  $1\frac{1}{2}$  inches.

(b) Put into the cut flat fish  $\frac{1}{2}$  teaspoonful of ginger juice, 1 tablespoonful of Fun Wine, 1 teaspoonful of crab juice.

(c) Soak 2 cups of dry mushrooms for  $\frac{1}{2}$  hour.

(d) Cut 1 cup of celery, 1 pound of any vegetable, a few pieces of pork, and a Chinese onion into pieces  $1\frac{1}{2}$  inches long.

(e) Cook the mushrooms, celery, vegetables, and pork in an oiled pan with primary soup until done.

(f) Put the fish into a very hot, oiled pan. Keep turning until it is rolled up like a piece of cigarette. Add the other ingredients and mix well.

(g) Add Chinese gravy.

## DRY FLAT FISH SOUP

### 尤 魚 湯

YOUT YUE TONG

1 pound dry flat fish  
 $\frac{1}{2}$  teaspoonful alkaline solution  
12 cups primary soup

(a) Cover the dry flat fish with cold water. Add the alkaline solution. (Get this from a Chinese grocery store.) Soak for 15 minutes. Wash thoroughly, take out the bones.

(b) Cook the fish in plain water for 8 hours. Change the water several times while cooking. Then cook for 15 minutes in the primary soup.

Serve with the soup. Put into it a few drops of sesamum-seed oil.

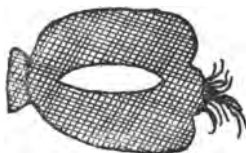
**ROAST DRY FLAT FISH****燒 尤 魚**

SUE YOU YUE

1½ pounds dry flat fish  
1 tablespoonful peanut oil  
1 cup red vinegar  
A few drops sesamum-seed oil

(a) Wash the dry flat fish thoroughly. Rub over it a coating of oil or lard. Place on top of a charcoal fire by means of a wire. It is done when there are bubbles on the surface. Turn over and continue the same. Be careful not to let it get burnt.

(b) Tear the fish into threads. Mix with these threads the sesamum-seed oil, peanut oil, and red vinegar. Sugar to suit the taste.



How to put knife marks on bone side of dry flat fish

## STOVE PARTY

## 打邊爐

DAR BIN LO

In cool winter evenings this party is very often found in the Chinese houses.

Put a small stove in the center of the table. On top of it place a pan of boiling primary soup. Cut into thin pieces 6 pounds of any food at all—such as pike, chicken meat, shrimp, beef, flat fish, etc. This food is uncooked.

Place one piece of it in the boiling primary soup for 2 minutes, using a fork or a chop-stick to pick it up with. Keep moving.

Now put it into a bowl containing 1 well-beaten egg, 1 tablespoonful of Chinese sauce,  $\frac{1}{2}$  teaspoonful of oil, and a few drops of sesame-seed oil. It is now ready to eat. One bowl of this egg should be served to each person.

Two forks or two pairs of chop-sticks are required for each person, one used for putting the meat into the pan, the other for eating.

**RICE****煲飯****BO FON**

To 1 cup of rice use  $2\frac{1}{2}$  cups of water.

Cook in a covered pan, over a hot fire, until the water has evaporated. Remove to the back of the stove for a few minutes. Then take from the stove and keep the pan covered for 10 minutes.

The flavor of the rice is greatly improved by adding butter and salt.

## FRIED RICE

### 炒 冷 飯

CHOW LON FON

4 bowls cooked rice  
3/4 pounds chicken or pork cut into cubes  
2 cups secondary vegetables  
5 eggs  
1 cup primary soup

(a) Put the rice in a hot, oiled pan and cook until it changes color, turning frequently with a cooking-shovel.

(b) Fry the chicken and secondary vegetables for 3 minutes in a hot, oiled pan. Add cold water and cook for 15 minutes. Pour off the water and add the rice.

(c) Beat the eggs well and add to the rice.

(d) Add the primary soup and continue to cook until the egg appears to be done.

## CHINESE MEAT BISCUIT

### 生 肉 包

SANG YORK BOW

- 6 cups flour
- 1 yeast cake
- 2 small tablespoonfuls salt
- 1 tablespoonful sugar
- 3 potatoes
- 1 tablespoonful lard

(a) Wash and pare the potatoes. Cover with cold water. Boil until tender. Mash the potatoes in the same water in which they are boiled. Let stand until just luke-warm.

(b) Put in the salt and sugar.

(c) Add the lard and yeast cake. Dissolve thoroughly.

(d) Sift the flour thoroughly and put into a pan. Make a hole in the middle of it. Slowly pour in the potato mixture. Mix well.

(e) Dredge the hands well with flour. Turn the dough out on the mixing-board. Use as little flour as possible on the hands when kneading the dough—only enough to keep the



dough from sticking to the hands. Knead for 10 minutes.

(f) Put into a pan. Cover well with a towel and let stand over night.

(g) In the morning turn out on the mixing-board. Divide in half, as this quantity makes 2 nice loaves of bread. Now knead each loaf separately. Let stand until it rises to double the size.

(h) Cut into the size of biscuits, and roll flat.

(i) Add chopped roast pork, chopped frankfurter, red cheese, and salt, and wrap up into a ball. Close it carefully, making a perfect ball of it. The amount of meat and cheese should be about one-half that of the dough.

(j) Place in a double-boiler for 10 minutes before putting on the stove. Steam for  $\frac{3}{4}$  hour.

## ALMOND CAKE

### 杏仁餅

HON YUN BUEN

1 pound flour  
 $\frac{1}{2}$  pound sugar  
 $\frac{1}{2}$  pound lard  
5 eggs  
 $\frac{1}{4}$  teaspoonful alkaline solution

(a) Mix the flour, sugar, lard, eggs, and solution well on a suitable board. Add a little quantity of lard at a time until every particle of flour will contain an equal amount of each substance.

(b) Make into a cake of any desired size. In the center of each place an almond.

(c) Put into a suitable pan and bake in the oven until nicely browned. The length of time depends on the temperature of the oven and the amount of cake.

## CHINESE SPONGE CAKE

雞旦羔

GUY DON GO

10 eggs  
1 pound sugar  
 $\frac{2}{3}$  pound flour  
A few drops of lemon juice

(a) Beat the eggs in a suitable bowl. Mix well with sugar. Beat for an hour, being careful always to beat in one direction.

(b) Mix with the flour and lemon juice.

(c) Put into a suitable pan and steam for  $\frac{3}{4}$  hour.

**WATER CHESTNUT PUDDING****馬蹄羔****MAR TI GO**

2 cups water chestnut powder  
1 cup sugar  
6 cups water

(a) Dissolve the water chestnut powder in a little cold water. Mash well.

(b) Now add the sugar and the 6 cups of water. Stir well.

(c) Put into a suitable pan. Steam until done (about 1 hour).

## LILY-ROOT PUDDING

藕粉羹

OUT FUN GO

2 cups lily-root powder  
1 cup sugar  
6 cups water

(a) Dissolve the lily-root powder in a small quantity of cold water. Mash well.

(b) To this add the 6 cups of water and the sugar. Stir well.

(c) Put into a suitable pan. Steam until done (about 1 hour).

**GRAY POTATO PUDDING****芋 頭 羔****WO TOU GO**

- 1 cup dry pork
- 1 cup dry shrimp
- 1 cup dry Chinese olives
- 1 cup dry Chinese frankfurters
- 1 cup dry Chinese onions
- 2 pounds gray potatoes
- 1 pound Chinese gim-flower

(a) Cut into small pieces the pork, shrimp, olives, frankfurters, and onions.

(b) Pare the potatoes. Rub them on a rough grater, or on a board having plenty of nails pointing out 1/16 inch.

(c) Mix all of the ingredients together with 2 bowls of plain cold water. Salt to suit the taste.

(d) Put into a suitable pan and steam for 1 hour.

## PEANUT CANDY

### 花 生 糖

FAR SUNG TONG

1 pound peanuts

$\frac{1}{2}$  pound sugar

(a) Fry the nuts in a hot pan for 10 minutes. Take off the skins.

(b) Put 1 bowl of water in a hot, oiled pan. To this add the sugar. Cook, stirring constantly, until there is no water left.

(c) Mix the peanuts with the sugar on a board. Roll while hot until the mixture is  $\frac{1}{2}$  inch thick. Let cool.

(d) Cut to desired size.

**SESAMUM-SEED CANDY****芝 麻 糖****GE MAR TONG**

1 pound sugar  
4 ounces cornstarch  
2 handfuls sesamum-seeds

(a) Oil pan well. Pour into it 1 bowl of water and then the sugar and cornstarch. Cook until no water is left.

(b) Roll out on a board sprinkled with the sesamum-seeds. Roll into balls or bars. Let cool.



## CONCLUSION

### THE CHEMISTRY OF FOODS

The most important thing is that food should be of the proper quality. Quality is more important than quantity. Food must also be of the right kind and in season.

A cook should know what the different foods contain, so that he can pick out the most nutritious.

Fat only is not a benefit to the body, but when combined with other foods it is used as fuel.

The value of food as a source of energy is stated by a heat unit called a calory. A calory is the amount of heat required to raise the temperature of one kilogram of water one degree centigrade. The fuel value of foods may be computed in a different manner.

Different foods require different lengths of time for digestion.

The following table gives approximately the

time it takes each substance to be digested and the number of calories developed per ounce.

<i>Food</i>	<i>Number of ounces per 100 calories</i>	<i>Number of hours for digestion</i>
Almonds	160	2½
Bamboo shoot	137	3
Barley		2¼
Beans	2.66	2
Bean Cake	192	3
Beef	1.4	4
Celery	5.3	3½
Chestnuts	70.3	3
Chestnuts (dried)	30	3½
Chicken	3.24	2½
Cornstarch		3
Dates	101	2
Duck	65.6	4½
Eggs	2.1	2 to 3½
Fish	4.85	3
Fowl	65.6	3
Chinese Ham	1.21	4 to 5
Lamb	51.2	2½ to 3½
Lettuce	15.2	2¾
Lobster	4.13	4
Melon, East	25.7	1¾
Melon, Star	18	1½
Muskmelon	11.6	1½
Mushrooms	13.1	1½
Mushrooms (dried)	2.4	2¾
Nuts	189.4	2 to 3

<i>Food</i>	<i>Number of ounces per 100 calories</i>	<i>Number of hours for digestion</i>
Oysters	6.82	2 $\frac{1}{4}$
Oysters (dried)	1.9	3 $\frac{3}{4}$
Peanuts	.52	3
Potatoes	24.1	2 $\frac{1}{4}$
Potatoes (gray)	27.6	3 $\frac{1}{2}$
Pepper		2 $\frac{1}{2}$
Quail	48.4	
Rice	3.1	3
Sugar	.86	
Tomato (Chinese)	3.24	2 $\frac{3}{4}$
Turkey	85	3 to 4
Walnuts	189.4	3 $\frac{1}{2}$
Water Chestnuts	97.6	2 $\frac{3}{4}$
Watermelon	.27	1

Foods have two purposes: first, the repair of muscular waste; second, the supply of the body with fuel to keep its heat at about 98°. Both are necessary to life.

Nitrogen is the muscle making substance. It is an important ingredient of albumin, which is found in its most perfect form in the white of an egg. Ham, beef, venison, chicken, and beans also are rich in nitrogen.

The carbon needed to keep up the body's heat is found in rice, cornstarch, potatoes, beans and oil.

Onion also is valuable as a food.

Too much fat is not healthful for the body.

Man under varying conditions spends different numbers of calories of heat. The following table gives approximately the hourly expenditure of energy of the normal person when asleep, awake, at work, and at rest.

<i>Condition of muscular Activity</i>	<i>Average calories per hour</i>
When sleeping	65 calories
When sitting up	100 "
In light exercise	170 "
In moderately active muscular exercise	290 "
In severe active muscular exercise	450 "
In very severe active muscular exercise	650 "

Now, having considered the kinds of food necessary for health, let us see why Chinese food is better than ordinary food.

Meats contain too much nitrogen in proportion to other substances. Vegetables contain everything necessary to sustain life. But a pure vegetable diet has much waste material, such as the cellulose forming the walls of the plant-cells, which is indigestible. Hence when

the two are combined in the right proportion the diet is the best possible for man.

Chinese food furnishes just this mixed diet.

When a man sees or smells something that is tasty his mouth begins to water. The water is a dilution of hydrochloric acid, with which food is digested. If he does not chew his food long enough to let the water form and mix with the food, he has a sickness known as indigestion. When he goes to a physician the physician will give him some form of dilute hydrochloric acid to digest his undigested food, and so he will feel all right. Since Chinese food is prepared in so tasty as well as fancy a way, it makes one's mouth water the moment you look at it. Therefore it makes indigestion impossible.

**NAMES OF STORES AND NOODLE SHOPS WHERE  
CHINESE GROCERIES MAY BE SECURED**

**Hip Chung Wing**  
Chinese Chop Suey Supply  
11 Mott Street  
New York City

**Tuck High Company**  
Chinese Grocery Store  
19 Mott Street  
New York City

**Quong Yee Sing Company**  
Chinese Grocery Store  
32 Mott Street  
New York City

**Tai Jan & Company**  
Chop Suey Supply  
45 Mott Street  
New York City

**Quong Tuck Wing Company**  
Chop Suey Supply  
59 Mott Street  
New York City

**Yat Kan Min Company**  
Noodle Shop  
192 Park Row  
New York City

Any one starting a Chinese restaurant can get all the necessary supplies, such as chinaware, Chinese furniture, etc., from Soy Kee & Company, Nos. 7 and 9 Mott Street, New York City.

LIST OF ARTICLES WITH APPROXIMATE PRICES  
AND CHINESE SIGNS

<i>Articles</i>	<i>Chinese Signs</i>	<i>Price</i>	<i>Per</i>
Alkaline Solution	梘水	\$ .05	small bottle
Almonds, Salted	鹽炒杏仁	.75	pound
Bean Cake	豆付磚	.025	piece
Bean Sprout	芽菜	.15	pound
Bean Stick	付竹	.24	pound
Beans, Red	赤小豆	.12	pound
Beans, White	白豆	.08	pound
Bird Nest	燕窩	2.50	pound
*Bug Kay	北其	.10	handful
Calcium Powder	石膏	.10	tablespoonful
Cheese, Red	南乳	.25	jar
Cheese, White	付乳	.24	jar
Chestnuts, Water	馬太	.25	pound
Chow Chow	瓜英	.23	jar
Chow Min	炒面	.10	pound
Dates, Red	紅棗	.01	piece
Dong Chong Chow	冬虫草	.25	small bundle
Dong Sum	党參	.10	handful
Flour, Chinese Jim	占米粉	.25	pound
Frankfurters	臘腸	.55	pound

\* Bug Kay is a plant used for nourishment.

<i>Articles</i>	<i>Chinese Signs</i>	<i>Price</i>	<i>Per</i>
Fungus	云耳	\$ .10	handful
Fun Wine	汾酒	.05	handful
Garlic, Dry	蒜頭干	.10	teaspoonful
Gay Zee	杞子	.01	piece
Ginger	生薑	.15	jar
Ginger, Sour	酸薑	.20	jar
Gong Chung	干醬	.50	pound
Ham, Chinese	火腿	.10	handful
Lily-Flower, Dry	金針	.25	pound
Lily-root Powder	藕粉	.10	pound
Melon, East	東瓜	.15	pound
Melon, Star	絲瓜	.88	pound
Mushrooms	毛菇	1.40	pound
Mushrooms, Dry	冬菇	.13	pound
Noodles	麵	.50	pound
Nuts, Lotus	蓮子	.35	pound
Nuts, White	白果	.10	handful
Octagon Spicery	八角	.40	pound
Olives, Chinese	杭角	.05	small bundle
Onions, Chinese	生葱	.75	pound
Oysters, Dry	毛支	.23	pound
Peanut Oil	生油	.16	can
Pineapple, Canned	砵頭波羅	.16	pound
Potatoes, Gray	芋頭	.15	pound
Rice	白米	1.25	bottle





<i>Articles</i>	<i>Chinese Signs</i>	<i>Price</i>	<i>Per</i>
Sauce, Chinese (See Yout)	豉油	\$ .40	bottle
Sauce Residue, Chinese	原豉	.15	jar
Sauce, Sweet (Cheu-You)	珠油	.36	bottle
Sesamum-seed	芝麻	1.25	pound
Sesamum-seed Oil	麻油	.44	bottle
Shark Fins	魚翅	2.60	pound
Shrimp, Dry	蝦米	.50	pound
Spicery Powder	香料粉	.10	spoonful
Tomato, Chinese	矮瓜	.15	pound
Vermicelli, Chinese	粉絲	.18	pound
Vinegar, Red	浙醋	.35	bottle
Walnuts	核桃	.25	pound
Why Shon	淮山	.10	handful
Cooking-shovel	鑊	.35	piece
Double-boiler	蒸籠	3.00	set
Frying-pan	鐵鑊	2.50	piece
Ladle	鐵亮	.25	piece
























**Made in Italy**

